

# Venn Report

August 31, 2015 Snapshot

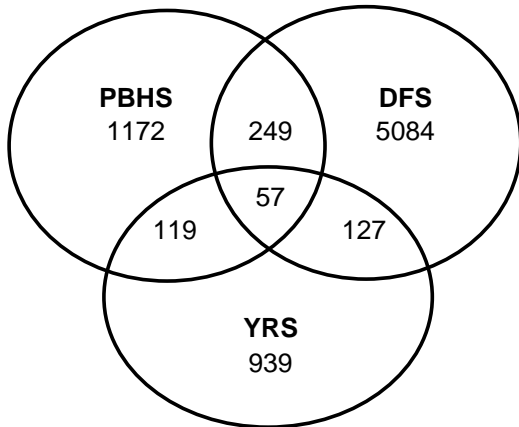


*State of Delaware*

*The Department of Services for Children, Youth and Their Families*

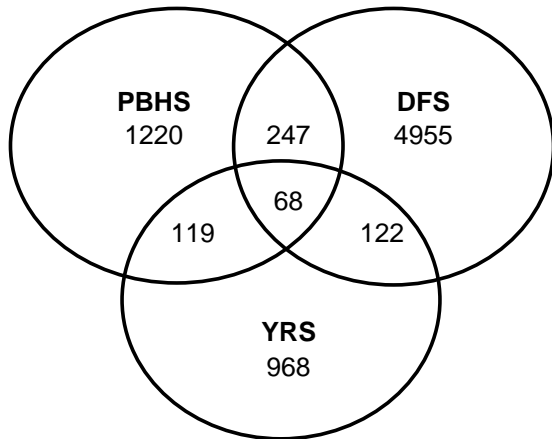
DSCYF Clients Under Age 21 Years with Open Cases: August 31, 2015

**Departmental Client Distribution - August 31, 2015**



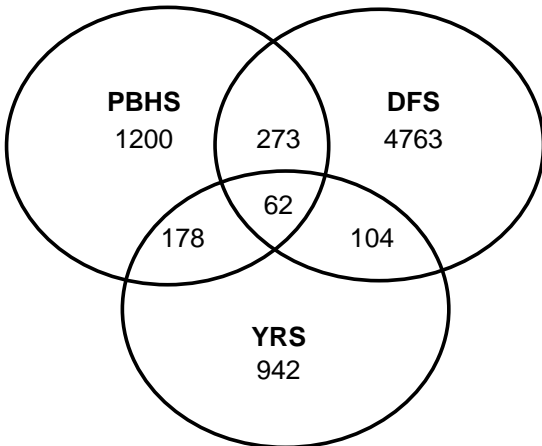
<b>Client Distribution by Division</b>		
	<u>Frequency</u>	<u>Percent</u>
PBHS	1172	15.1
DFS	5084	65.6
YRS	939	12.1
PBHS/DFS	249	3.2
PBHS/YRS	119	1.5
DFS/YRS	127	1.6
PBHS/DFS/YRS	57	0.7
<b>Total</b>	<b>7747</b>	<b>100.0</b>

**Departmental Client Distribution - July 31, 2015**



<b>Client Distribution by Division</b>		
	<u>Frequency</u>	<u>Percent</u>
PBHS	1220	15.8
DFS	4955	64.4
YRS	968	12.6
PBHS/DFS	247	3.2
PBHS/YRS	119	1.5
DFS/YRS	122	1.6
PBHS/DFS/YRS	68	0.9
<b>Total</b>	<b>7699</b>	<b>100.0</b>

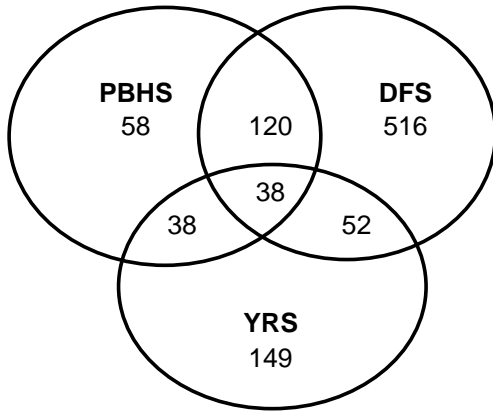
**Departmental Client Distribution - August 31, 2014**



<b>Client Distribution by Division</b>		
	<u>Frequency</u>	<u>Percent</u>
PBHS	1200	16.0
DFS	4763	63.3
YRS	942	12.5
PBHS/DFS	273	3.6
PBHS/YRS	178	2.4
DFS/YRS	104	1.4
PBHS/DFS/YRS	62	0.8
<b>Total</b>	<b>7522</b>	<b>100.0</b>

**Departmental Out of Home Client Distribution - August 31, 2015**

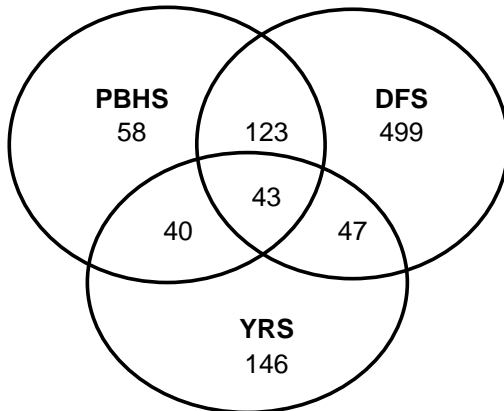
**Client Location: Out-of-Home**



	At-Home	Out-of-Home	Total
PBHS	1114	58	1172
DFS	4568	516	5084
YRS	790	149	939
PBHS/DFS	129	120	249
PBHS/YRS	81	38	119
DFS/YRS	75	52	127
PBHS/DFS/YRS	19	38	57
<b>Total</b>	<b>6776</b>	<b>971</b>	<b>7747</b>

**Departmental Out of Home Client Distribution - July 31, 2015**

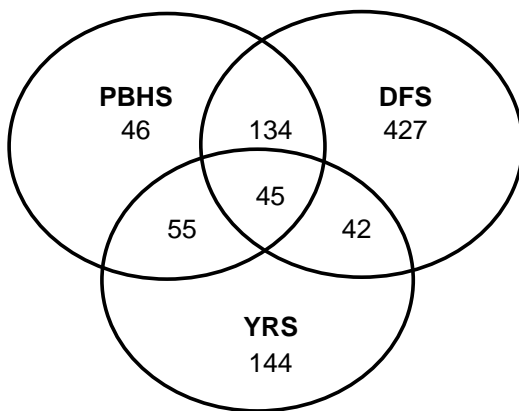
**Client Location: Out-of-Home**



	At-Home	Out-of-Home	Total
PBHS	1162	58	1220
DFS	4456	499	4955
YRS	822	146	968
PBHS/DFS	124	123	247
PBHS/YRS	79	40	119
DFS/YRS	75	47	122
PBHS/DFS/YRS	25	43	68
<b>Total</b>	<b>6743</b>	<b>956</b>	<b>7699</b>

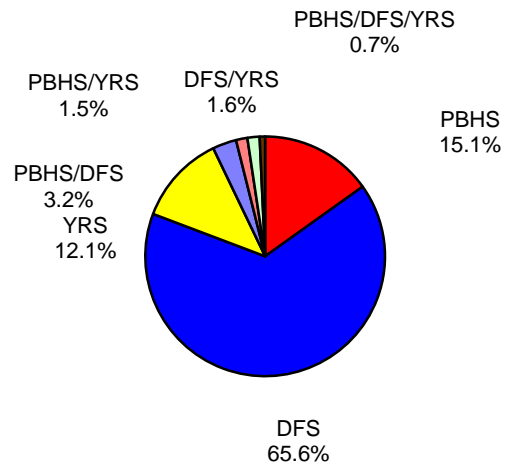
**Departmental Out of Home Client Distribution - August 31, 2014**

**Client Location: Out-of-Home**

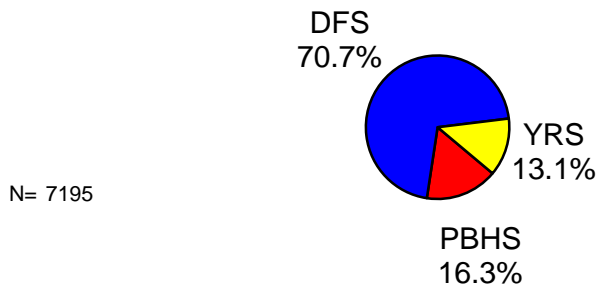


	At-Home	Out-of-Home	Total
PBHS	1154	46	1200
DFS	4336	427	4763
YRS	798	144	942
PBHS/DFS	139	134	273
PBHS/YRS	123	55	178
DFS/YRS	62	42	104
PBHS/DFS/YRS	17	45	62
<b>Total</b>	<b>6629</b>	<b>893</b>	<b>7522</b>

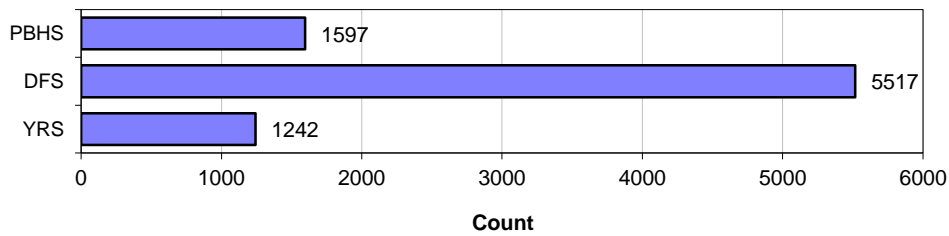
### Where were clients enrolled on August 31, 2015?



### Clients Served By Only One Division

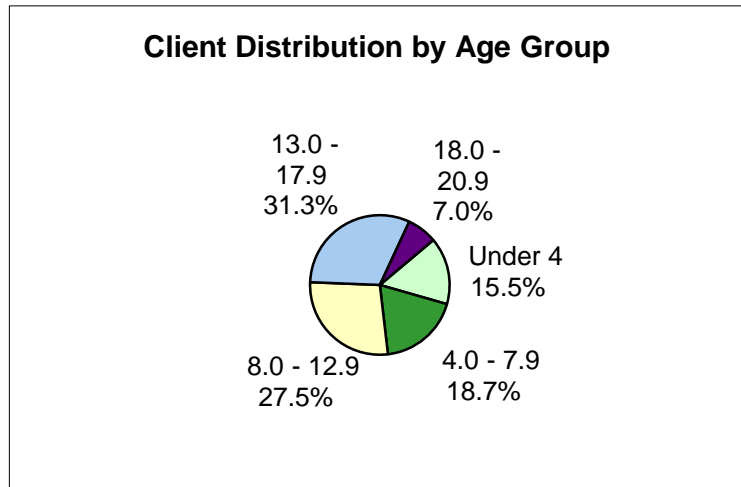


### Clients Served by Division



DSCYF Clients Under Age 21 Years with Open Cases: August 31, 2015

All Clients by Age Group		
	Frequency	Percent
Under 4	1204	15.5
4.0 - 7.9	1450	18.7
8.0 - 12.9	2129	27.5
13.0 - 17.9	2425	31.3
18.0 - 20.9	539	7.0
Total	7747	100.0

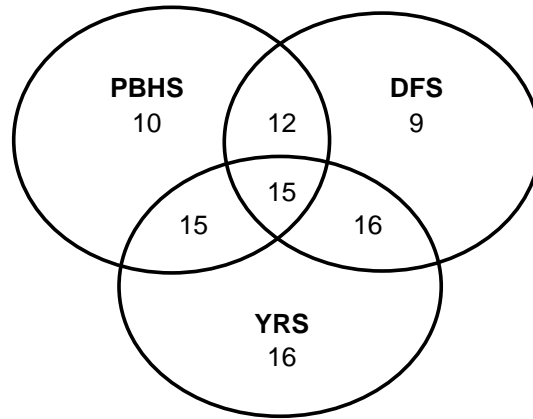


Mean Age by Location	
	Mean
At-Home	10
Out-of-Home	11
Total Avg	10.5

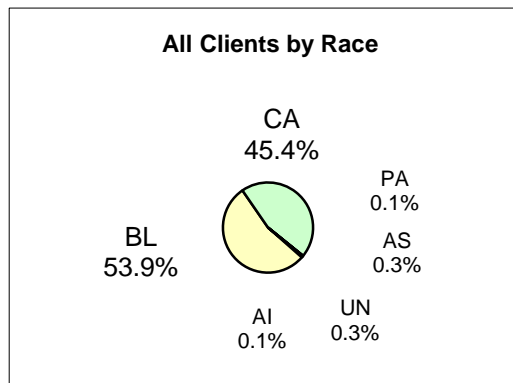
Mean Age by Gender	
	Mean
Female	10
Male	10
Total Avg	10

Mean Age by Division	
	Mean
PBHS	10
DFS	9
YRS	16
PBHS/DFS	12
PBHS/YRS	15
DFS/YRS	16
PBHS/DFS/YRS	15
Total Avg	13

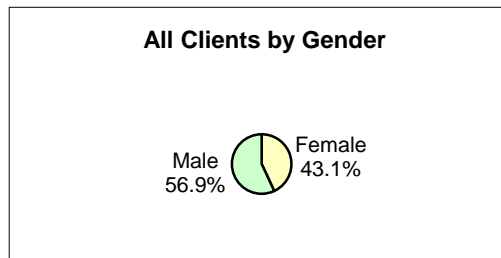
**Mean Age by Division**



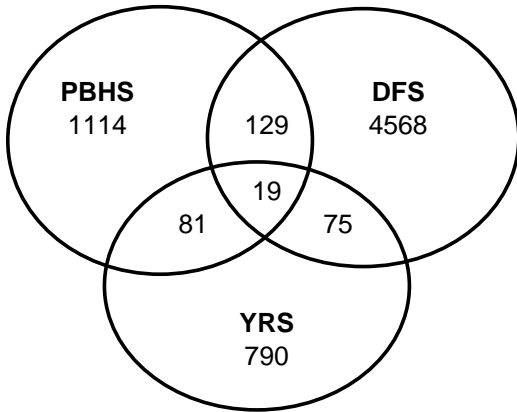
All Clients by Race		
	Frequency	Percent
AI	7	0.1
AS	25	0.3
BL	4174	53.9
CA	3516	45.4
PA	4	0.1
UN	21	0.3
Total	7747	100.0



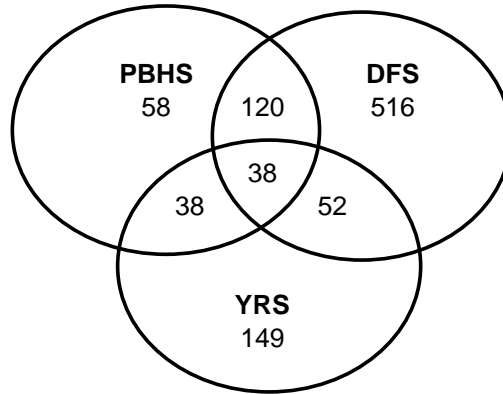
All Clients by Gender		
	Frequency	Percent
Female	3336	43.1
Male	4411	56.9
Total	7747	100.0



**Client Location: At-Home**



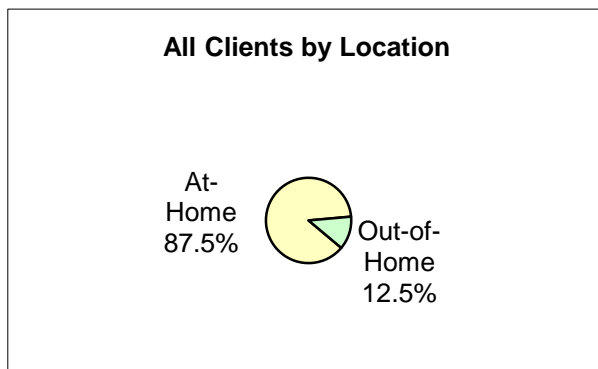
**Client Location: Out-of-Home**



Client Location by Division			
	At-Home	Out-of-Home	Total
PBHS	1114	58	1172
DFS	4568	516	5084
YRS	790	149	939
PBHS/DFS	129	120	249
PBHS/YRS	81	38	119
DFS/YRS	75	52	127
PBHS/DFS/YRS	19	38	57
Total	6776	971	7747

Client Location by Division, %			
	At-Home	Out-of-Home	Total
PBHS	95.1	4.9	100.0
DFS	89.9	10.1	100.0
YRS	84.1	15.9	100.0
PBHS/DFS	51.8	48.2	100.0
PBHS/YRS	68.1	31.9	100.0
DFS/YRS	59.1	40.9	100.0
PBHS/DFS/YRS	33.3	66.7	100.0
Total	87.5	12.5	100.0

All Clients by Location		
	Frequency	Percent
At-Home	6776	87.5
Out-of-Home	971	12.5
Total	7747	100.0



## **Venn Report: A Monthly Snapshot of DSCYF Client Enrollment**

A snapshot is produced monthly representing client enrollment records open in FACTS on the last day of each month. Running the report is delayed one month to capture more complete client data. The analysis includes seven-celled Venn diagrams, charts, and tables to profile client distribution by

- Division and multidivisional enrollment
- Client characteristics of age, gender, and race
- Care location

Client care location is defined as location of custodial care or residence of client. The "out-of-home" category is computed by using a table in FACTS that stores a summary of all past and current "out-of-home" care locations used for each client including, but not limited to, foster placement, group home, residential treatment, secure care, and hospitalization. If a client is currently in any such care setting, they are assigned to the "out-of-home" category. All other clients are assigned to the residual "at home" category.

Caution is advised in interpreting these data: client enrollment numbers do not represent all persons who were receiving DSCYF services on the target date. They do, however, represent an unduplicated number of persons recorded in FACTS identified as clients under age 21 years with open cases on the target date. The following summarizes criteria for including clients in the enrollment numbers:

- Persons in FACTS identified as clients with open cases
- Participants in cases open in one or more division -- includes family members and alleged victims
- Clients under 21 years
- Clients meeting all above criteria on the last day of the month

Persons who are not counted include:

- Clients open only in Interstate Compact Administration cases (administrative cases only on paper)
- Clients open only in OCM review cases (could create duplicate counts)
- Clients open only in SBS cases (excluded as 04/03/2003)
- Independent Living clients with cases left open for tracking purposes but not currently approved by the vendor to receive IL services and not open in any other case (correction made effective with the report for January 31, 2010)
- Approved Independent Living clients ages 21 and older
- Clients with uncoded age or gender (missing data)
- Clients 21 or older

Also not counted are persons receiving services from DSCYF but not in FACTS, including persons served by programs such as:

- Prevention
- Safe and Stable Families
- Early Intervention

Note: Effective with the January 31, 2010 report, a correction was made in the computation of the age groups used on page five.