

# Venn Report

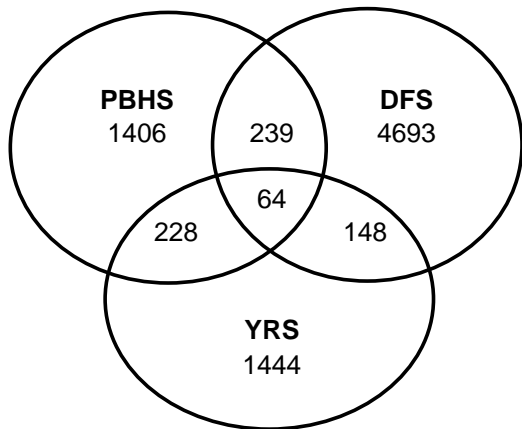
February 29, 2012 Snapshot



*State of Delaware*

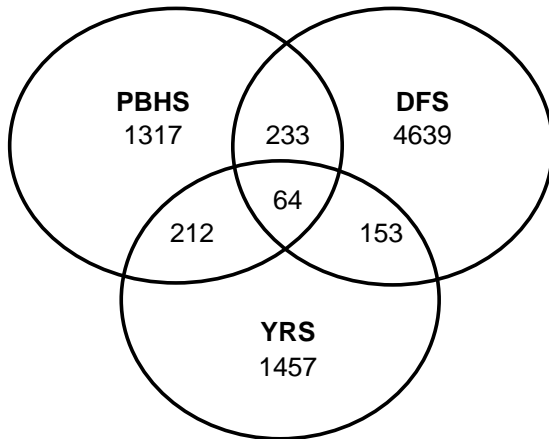
*The Department of Services for Children, Youth and Their Families*

**Departmental Client Distribution - February 29, 2012**



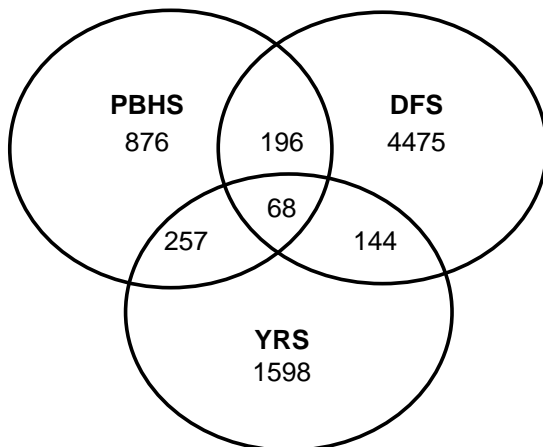
	<u>Frequency</u>	<u>Percent</u>
PBHS	1406	17.1
DFS	4693	57.1
YRS	1444	17.6
PBHS & DFS	239	2.9
PBHS & YRS	228	2.8
DFS & YRS	148	1.8
PBHS & DFS & YRS	64	0.8
<b>Total</b>	<b>8222</b>	<b>100.0</b>

**Departmental Client Distribution - January 31, 2012**



	<u>Frequency</u>	<u>Percent</u>
PBHS	1317	16.3
DFS	4639	57.4
YRS	1457	18.0
PBHS & DFS	233	2.9
PBHS & YRS	212	2.6
DFS & YRS	153	1.9
PBHS & DFS & YRS	64	0.8
<b>Total</b>	<b>8075</b>	<b>100.0</b>

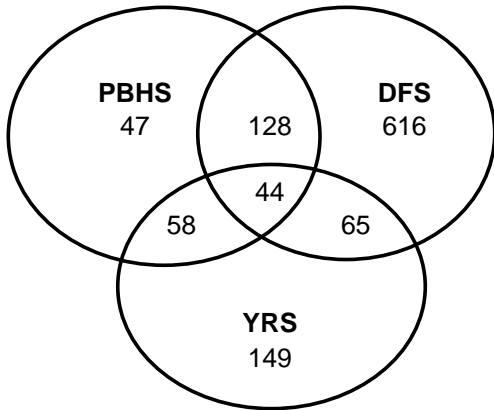
**Departmental Client Distribution - February 28, 2011**



	<u>Frequency</u>	<u>Percent</u>
PBHS	876	11.5
DFS	4475	58.8
YRS	1598	21.0
PBHS & DFS	196	2.6
PBHS & YRS	257	3.4
DFS & YRS	144	1.9
PBHS & DFS & YRS	68	0.9
<b>Total</b>	<b>7614</b>	<b>100.0</b>

**Departmental Out of Home Client Distribution - February 29, 2012**

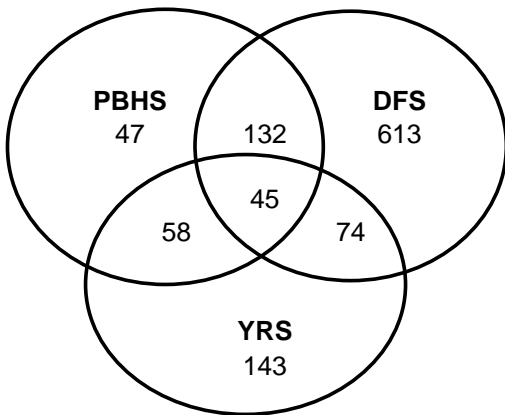
**Client Location: Out-of-Home**



	Client Location by Division		Total
	At-Home	Out-of-Home	
PBHS	1359	47	1406
DFS	4077	616	4693
YRS	1295	149	1444
PBHS & DFS	111	128	239
PBHS & YRS	170	58	228
DFS & YRS	83	65	148
PBHS & DFS & YRS	20	44	64
Total	7115	1107	8222

**Departmental Out of Home Client Distribution - January 31, 2012**

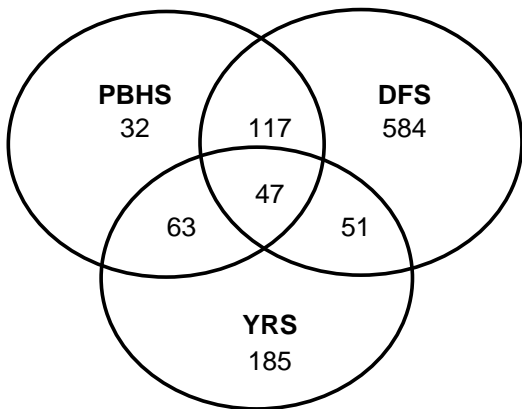
**Client Location: Out-of-Home**



	Client Location by Division		Total
	At-Home	Out-of-Home	
PBHS	1270	47	1317
DFS	4026	613	4639
YRS	1314	143	1457
PBHS & DFS	101	132	233
PBHS & YRS	154	58	212
DFS & YRS	79	74	153
PBHS & DFS & YRS	19	45	64
Total	6963	1112	8075

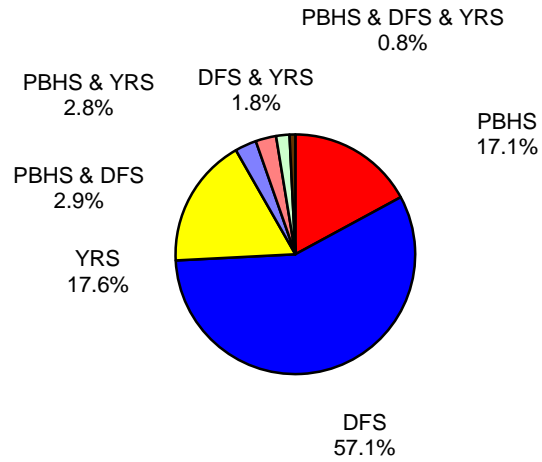
**Departmental Out of Home Client Distribution - February 28, 2011**

**Client Location: Out-of-Home**

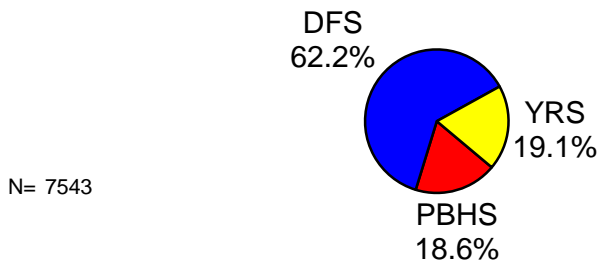


	Client Location by Division		Total
	At-Home	Out-of-Home	
PBHS	844	32	876
DFS	3891	584	4475
YRS	1413	185	1598
PBHS & DFS	79	117	196
PBHS & YRS	194	63	257
DFS & YRS	93	51	144
PBHS & DFS & YRS	21	47	68
Total	6535	1079	7614

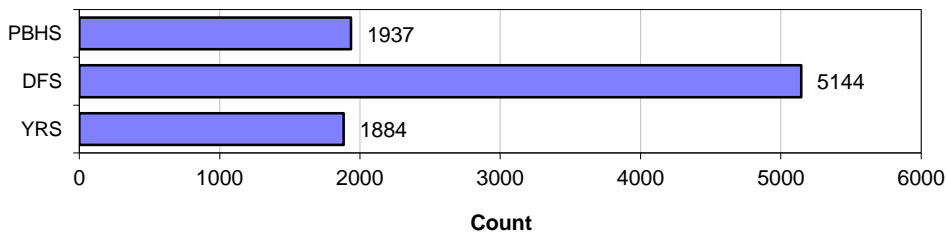
### Where were clients enrolled on February 29, 2012?



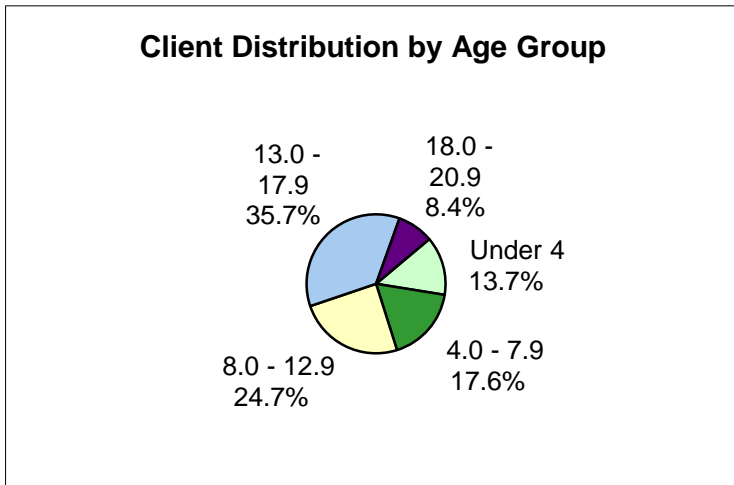
### Clients Served By Only One Division



### Clients Served by Division



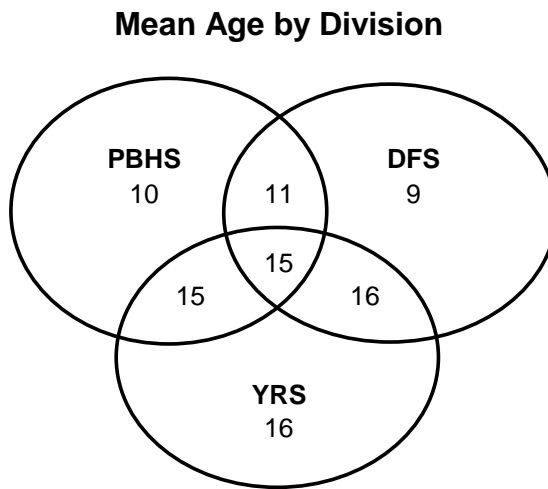
All Clients by Age Group		
	Frequency	Percent
Under 4	1123	13.7
4.0 - 7.9	1445	17.6
8.0 - 12.9	2029	24.7
13.0 - 17.9	2934	35.7
18.0 - 20.9	691	8.4
Total	8222	100.0



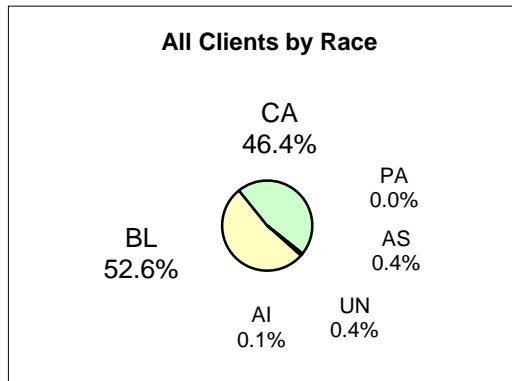
Mean Age by Location	
	Mean
At-Home	11
Out-of-Home	11
Total Avg	11

Mean Age by Gender	
	Mean
Female	10
Male	11
Total Avg	10.5

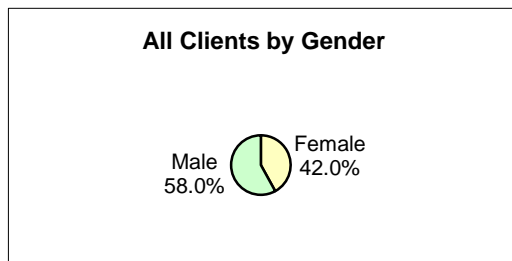
Mean Age by Division	
	Mean
PBHS	10
DFS	9
YRS	16
PBHS & DFS	11
PBHS & YRS	15
DFS & YRS	16
PBHS & DFS & YRS	15
Total Avg	13



All Clients by Race		
	Frequency	Percent
AI	10	0.1
AS	29	0.4
BL	4327	52.6
CA	3819	46.4
PA	4	0.0
UN	33	0.4
Total	8222	100.0

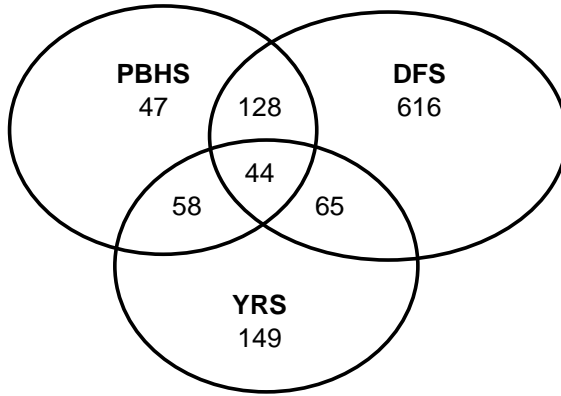
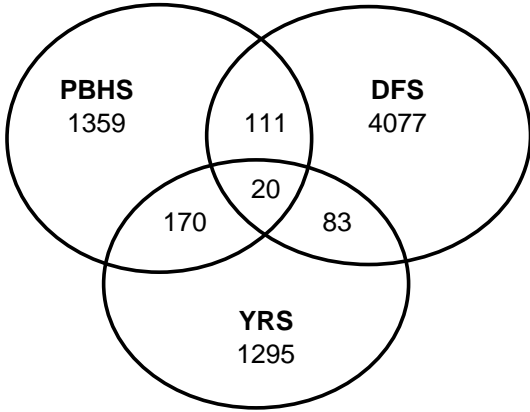


All Clients by Gender		
	Frequency	Percent
Female	3453	42.0
Male	4769	58.0
Total	8222	100.0



**Client Location: At-Home**


**Client Location: Out-of-Home**



Client Location by Division			
	At-Home	Out-of-Home	Total
PBHS	1359	47	1406
DFS	4077	616	4693
YRS	1295	149	1444
PBHS & DFS	111	128	239
PBHS & YRS	170	58	228
DFS & YRS	83	65	148
PBHS & DFS & YRS	20	44	64
Total	7115	1107	8222

Client Location by Division, %			
	At-Home	Out-of-Home	Total
PBHS	96.7	3.3	100.0
DFS	86.9	13.1	100.0
YRS	89.7	10.3	100.0
PBHS & DFS	46.4	53.6	100.0
PBHS & YRS	74.6	25.4	100.0
DFS & YRS	56.1	43.9	100.0
PBHS & DFS & YRS	31.3	68.8	100.0
Total	86.5	13.5	100.0

All Clients by Location		
	Frequency	Percent
At-Home	7115	86.5
Out-of-Home	1107	13.5
Total	8222	100.0



## Venn Report: A Monthly Snapshot of DSCYF Client Enrollment

A snapshot is produced monthly representing client enrollment records open in FACTS on the last day of each month. Running the report is delayed one month to capture more complete client data. The analysis includes seven-celled Venn diagrams, charts, and tables to profile client distribution by

- Division and multidivisional enrollment
- Client characteristics of age, gender, and race
- Care location

Client care location is defined as location of custodial care or residence of client. The "out-of-home" category is computed by using a table in FACTS that stores a summary of all past and current "out-of-home" care locations used for each client including, but not limited to, foster placement, group home, residential treatment, secure care, and hospitalization. If a client is currently in any such care setting, they are assigned to the "out-of-home" category. All other clients are assigned to the residual "at home" category.

Caution is advised in interpreting these data: client enrollment numbers do not represent all persons who were receiving DSCYF services on the target date. They do, however, represent an unduplicated number of persons recorded in FACTS identified as clients under age 21 years with open cases on the target date. The following summarizes criteria for including clients in the enrollment numbers:

- Persons in FACTS identified as clients with open cases
- Participants in cases open in one or more division -- includes family members and alleged victims
- Clients under 21 years
- Clients meeting all above criteria on the last day of the month

Persons who are not counted include:

- Clients open only in Interstate Compact Administration cases (administrative cases only on paper)
- Clients open only in OCM review cases (could create duplicate counts)
- Clients open only in SBS cases (excluded as 04/03/2003)
- Independent Living clients with cases left open for tracking purposes but not currently approved by the vendor to receive IL services and not open in any other case (correction made effective with the report for January 31, 2010)
- Approved Independent Living clients ages 21 and older
- Clients with uncoded age or gender (missing data)
- Clients 21 or older

Also not counted are persons receiving services from DSCYF but not in FACTS, including persons served by programs such as:

- Prevention
- Safe and Stable Families
- Early Intervention

Note: Effective with the January 31, 2010 report, a correction was made in the computation of the age groups used on page five.