

# Venn Report

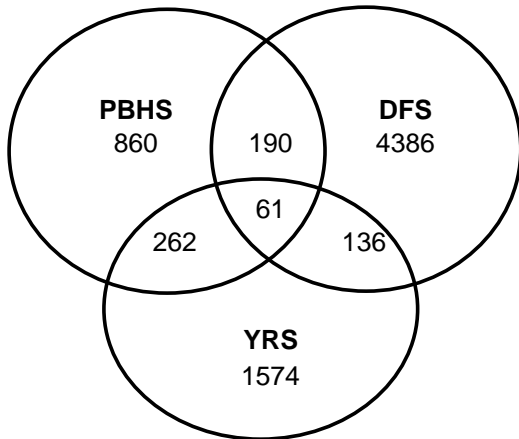
December 31, 2010 Snapshot



*State of Delaware*  
The Department of Services for Children, Youth and Their Families

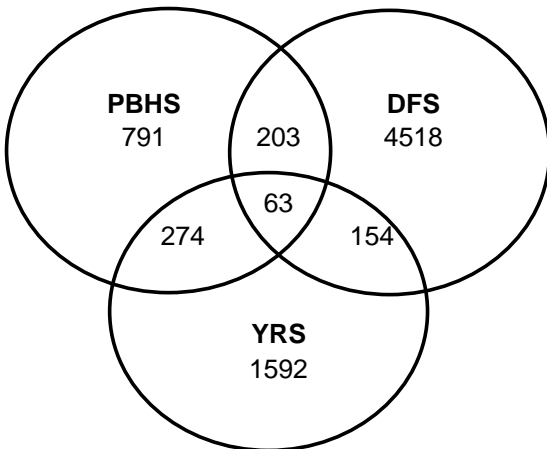
DSCYF Clients Under Age 21 Years with Open Cases: December 31, 2010

**Departmental Client Distribution - December 31, 2010**



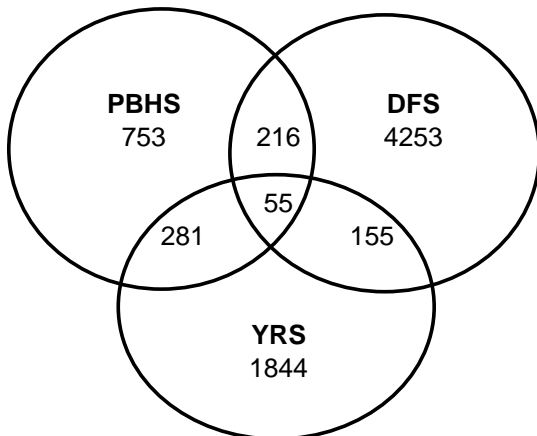
<b>Client Distribution by Division</b>		
	<u>Frequency</u>	<u>Percent</u>
PBHS	860	11.5
DFS	4386	58.7
YRS	1574	21.1
PBHS & DFS	190	2.5
PBHS & YRS	262	3.5
DFS & YRS	136	1.8
PBHS & DFS & YRS	61	0.8
<b>Total</b>	<b>7469</b>	<b>100.0</b>

**Departmental Client Distribution - November 30, 2010**



<b>Client Distribution by Division</b>		
	<u>Frequency</u>	<u>Percent</u>
PBHS	791	10.4
DFS	4518	59.5
YRS	1592	21.0
PBHS & DFS	203	2.7
PBHS & YRS	274	3.6
DFS & YRS	154	2.0
PBHS & DFS & YRS	63	0.8
<b>Total</b>	<b>7595</b>	<b>100.0</b>

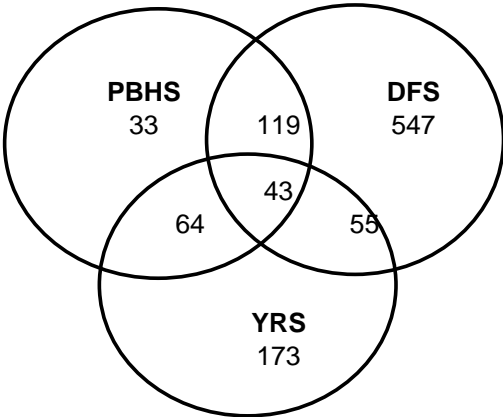
**Departmental Client Distribution - December 31, 2009**



<b>Client Distribution by Division</b>		
	<u>Frequency</u>	<u>Percent</u>
PBHS	753	10.0
DFS	4253	56.3
YRS	1844	24.4
PBHS & DFS	216	2.9
PBHS & YRS	281	3.7
DFS & YRS	155	2.1
PBHS & DFS & YRS	55	0.7
<b>Total</b>	<b>7557</b>	<b>100.0</b>

**Departmental Out of Home Client Distribution - December 31, 2010**

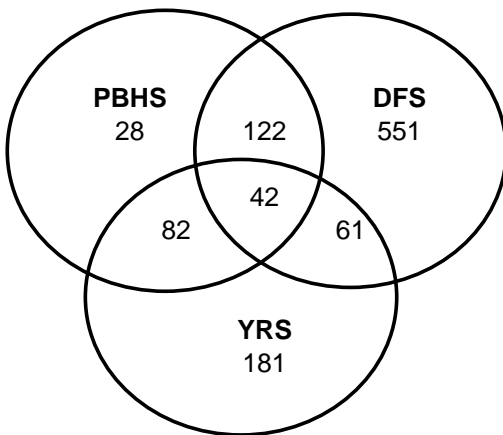
**Client Location: Out-of-Home**



	At-Home	Out-of-Home	Total
PBHS	827	33	860
DFS	3839	547	4386
YRS	1401	173	1574
PBHS & DFS	71	119	190
PBHS & YRS	198	64	262
DFS & YRS	81	55	136
PBHS & DFS & YRS	18	43	61
<b>Total</b>	<b>6435</b>	<b>1034</b>	<b>7469</b>

**Departmental Out of Home Client Distribution - November 30, 2010**

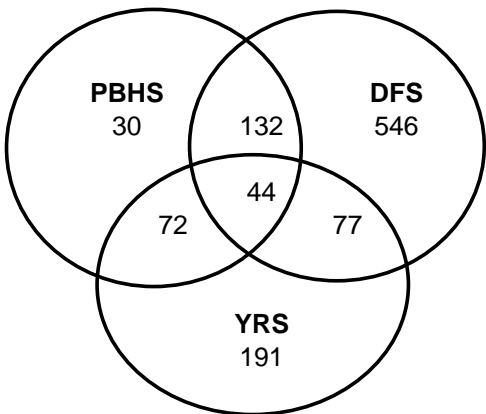
**Client Location: Out-of-Home**



	At-Home	Out-of-Home	Total
PBHS	763	28	791
DFS	3967	551	4518
YRS	1411	181	1592
PBHS & DFS	81	122	203
PBHS & YRS	192	82	274
DFS & YRS	93	61	154
PBHS & DFS & YRS	21	42	63
<b>Total</b>	<b>6528</b>	<b>1067</b>	<b>7595</b>

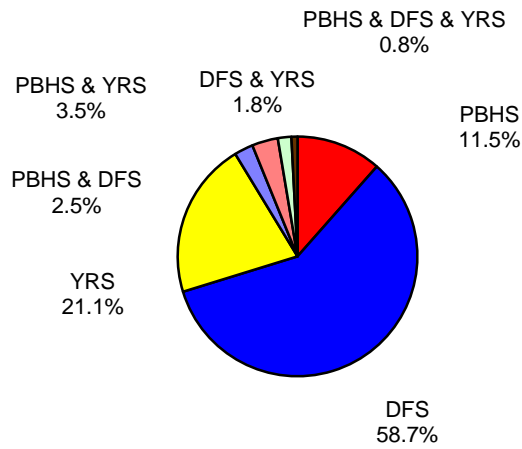
**Departmental Out of Home Client Distribution - December 31, 2009**

**Client Location: Out-of-Home**

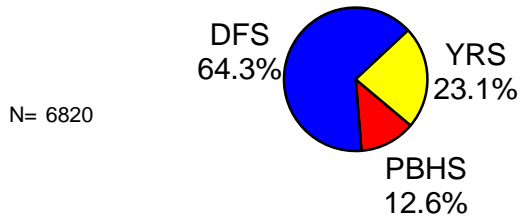


	At-Home	Out-of-Home	Total
PBHS	723	30	753
DFS	3707	546	4253
YRS	1653	191	1844
PBHS & DFS	84	132	216
PBHS & YRS	209	72	281
DFS & YRS	78	77	155
PBHS & DFS & YRS	11	44	55
<b>Total</b>	<b>6465</b>	<b>1092</b>	<b>7557</b>

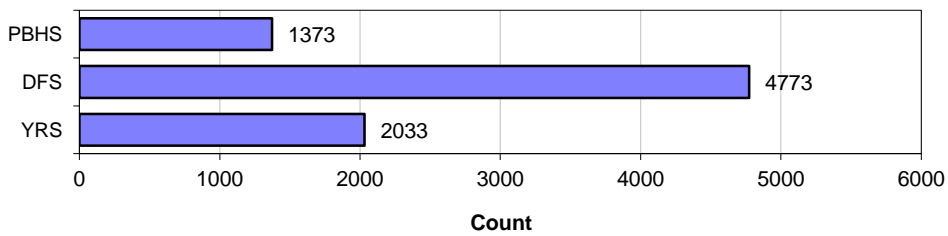
**Where were clients enrolled on December 31, 2010?**



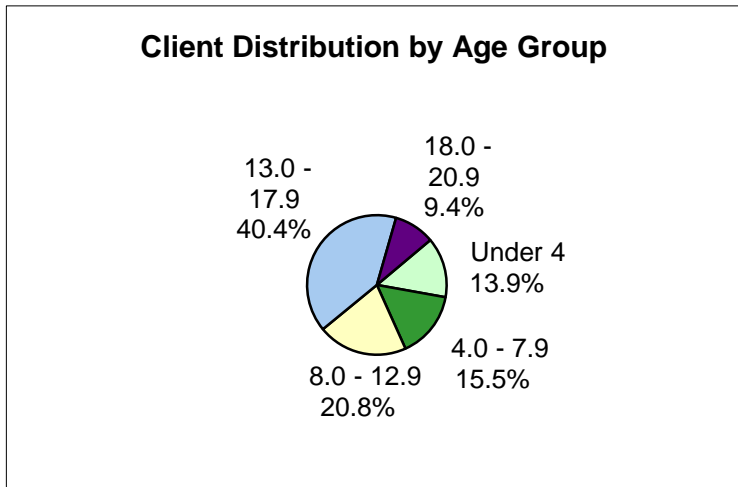
**Clients Served By Only One Division**



**Clients Served by Division**



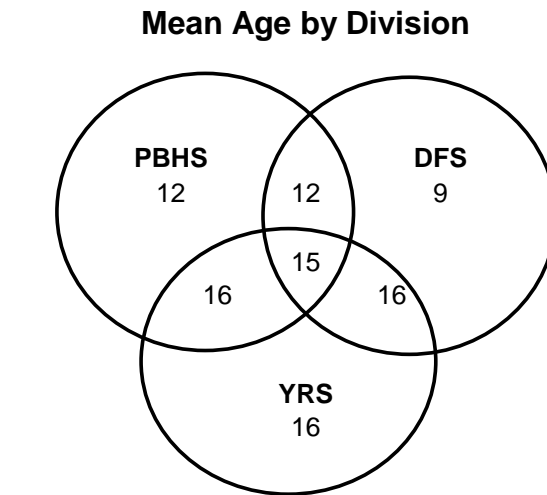
All Clients by Age Group		
	Frequency	Percent
Under 4	1041	13.9
4.0 - 7.9	1154	15.5
8.0 - 12.9	1553	20.8
13.0 - 17.9	3016	40.4
18.0 - 20.9	705	9.4
Total	7469	100.0



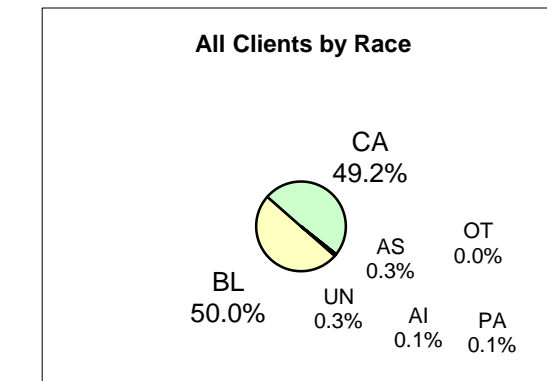
Mean Age by Location	
	Mean
At-Home	11
Out-of-Home	12
Total Avg	11.5

Mean Age by Gender	
	Mean
Female	11
Male	11
Total Avg	11

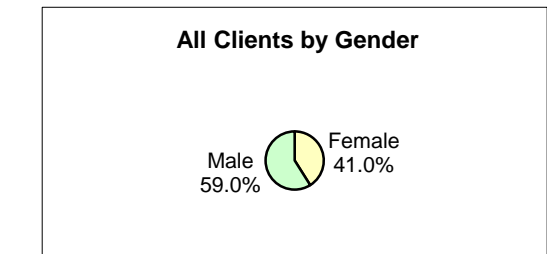
Mean Age by Division	
	Mean
PBHS	12
DFS	9
YRS	16
PBHS & DFS	12
PBHS & YRS	16
DFS & YRS	16
PBHS & DFS & YRS	15
Total Avg	14



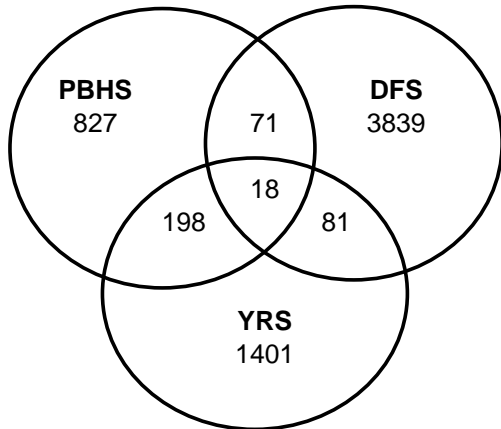
All Clients by Race		
	Frequency	Percent
AI	8	0.1
AS	21	0.3
BL	3733	50.0
CA	3673	49.2
OT	1	0.0
PA	11	0.1
UN	22	0.3
Total	7469	100.0



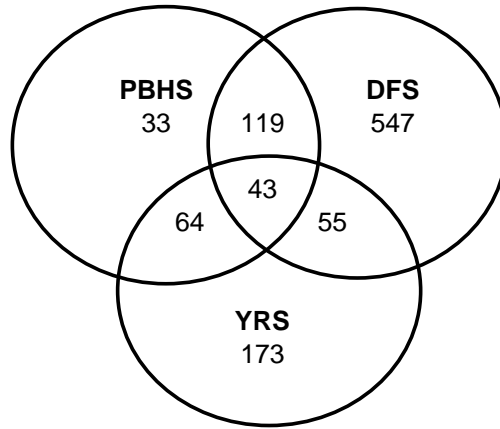
All Clients by Gender		
	Frequency	Percent
Female	3066	41.0
Male	4403	59.0
Total	7469	100.0



**Client Location: At-Home**



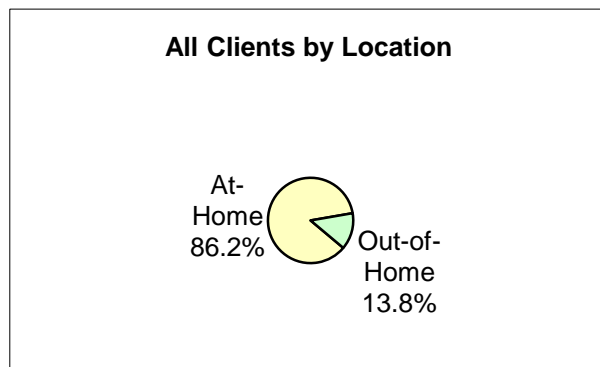
**Client Location: Out-of-Home**



Client Location by Division			
	At-Home	Out-of-Home	Total
PBHS	827	33	860
DFS	3839	547	4386
YRS	1401	173	1574
PBHS & DFS	71	119	190
PBHS & YRS	198	64	262
DFS & YRS	81	55	136
PBHS & DFS & YRS	18	43	61
<b>Total</b>	<b>6435</b>	<b>1034</b>	<b>7469</b>

Client Location by Division, %			
	At-Home	Out-of-Home	Total
PBHS	96.2	3.8	100.0
DFS	87.5	12.5	100.0
YRS	89.0	11.0	100.0
PBHS & DFS	37.4	62.6	100.0
PBHS & YRS	75.6	24.4	100.0
DFS & YRS	59.6	40.4	100.0
PBHS & DFS & YRS	29.5	70.5	100.0
<b>Total</b>	<b>86.2</b>	<b>13.8</b>	<b>100.0</b>

All Clients by Location		
	Frequency	Percent
At-Home	6435	86.2
Out-of-Home	1034	13.8
<b>Total</b>	<b>7469</b>	<b>100.0</b>



## Venn Report: A Monthly Snapshot of DSCYF Client Enrollment

A snapshot is produced monthly representing client enrollment records open in FACTS on the last day of each month. Running the report is delayed one month to capture more complete client data. The analysis includes seven-celled Venn diagrams, charts, and tables to profile client distribution by

- Division and multidivisional enrollment
- Client characteristics of age, gender, and race
- Care location

Client care location is defined as location of custodial care or residence of client. The "out-of-home" category is computed by using a table in FACTS that stores a summary of all past and current "out-of-home" care locations used for each client including, but not limited to, foster placement, group home, residential treatment, secure care, and hospitalization. If a client is currently in any such care setting, they are assigned to the "out-of-home" category. All other clients are assigned to the residual "at home" category.

Caution is advised in interpreting these data: client enrollment numbers do not represent all persons who were receiving DSCYF services on the target date. They do, however, represent an unduplicated number of persons recorded in FACTS identified as clients under age 21 years with open cases on the target date. The following summarizes criteria for including clients in the enrollment numbers:

- Persons in FACTS identified as clients with open cases
- Participants in cases open in one or more division -- includes family members and alleged victims
- Clients under 21 years
- Clients meeting all above criteria on the last day of the month

Persons who are not counted include:

- Clients open only in Interstate Compact Administration cases (administrative cases only on paper)
- Clients open only in OCM review cases (could create duplicate counts)
- Clients open only in SBS cases (excluded as 04/03/2003)
- Independent Living clients with cases left open for tracking purposes but not currently approved by the vendor to receive IL services and not open in any other case (correction made effective with the report for January 31, 2010)
- Clients with uncoded age or gender (missing data)
- Clients 21 or older

Also not counted are persons receiving services from DSCYF but not in FACTS, including persons served by programs such as:

- Prevention
- Safe and Stable Families
- Early Intervention

Note: Effective with the January 31, 2010 report, a correction was made in the computation of the age groups used on page five.

Note: Effective with the July 31, 2010 report, the CMH label was modified to PBH consistent with the new name for the division, Prevention and Behavioral Health.