

Venn Report

September 30, 2010 Snapshot

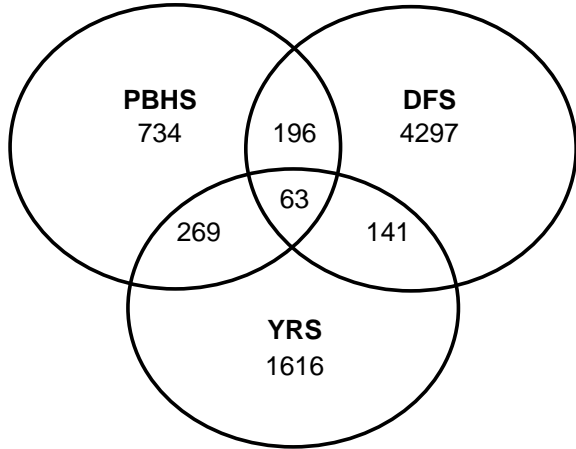


State of Delaware

The Department of Services for Children, Youth and Their Families

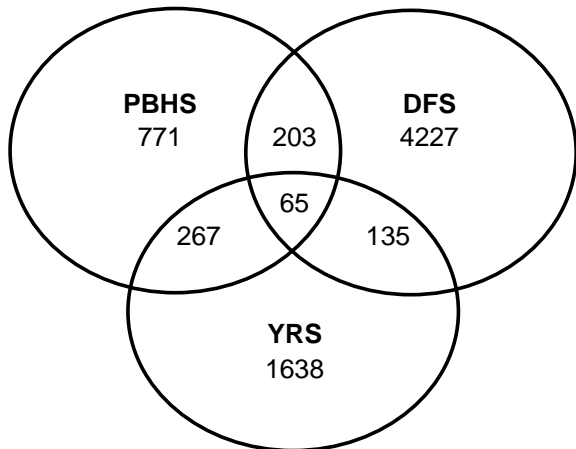
DSCYF Clients Under Age 21 Years with Open Cases: September 30, 2010

Departmental Client Distribution - September 30, 2010



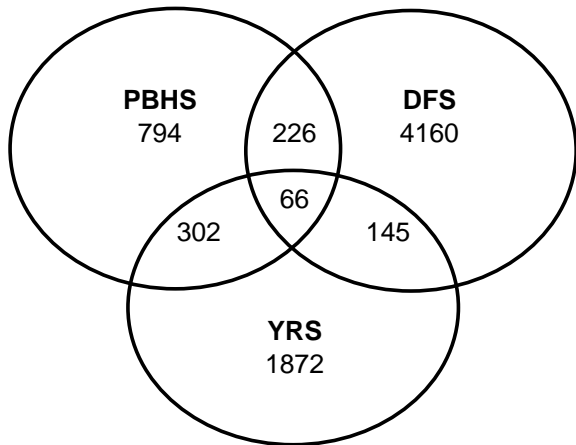
	Frequency	Percent
PBHS	734	10.0
DFS	4297	58.7
YRS	1616	22.1
PBHS & DFS	196	2.7
PBHS & YRS	269	3.7
DFS & YRS	141	1.9
PBHS & DFS & YRS	63	0.9
Total	7316	100.0

Departmental Client Distribution - August 31, 2010



	Frequency	Percent
PBHS	771	10.6
DFS	4227	57.9
YRS	1638	22.4
PBHS & DFS	203	2.8
PBHS & YRS	267	3.7
DFS & YRS	135	1.8
PBHS & DFS & YRS	65	0.9
Total	7306	100.0

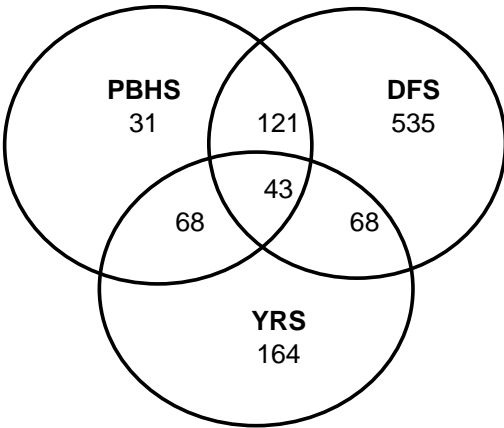
Departmental Client Distribution - September 30, 2009



	Frequency	Percent
PBHS	794	10.5
DFS	4160	55.0
YRS	1872	24.7
PBHS & DFS	226	3.0
PBHS & YRS	302	4.0
DFS & YRS	145	1.9
PBHS & DFS & YRS	66	0.9
Total	7565	100.0

Departmental Out of Home Client Distribution - September 30, 2010

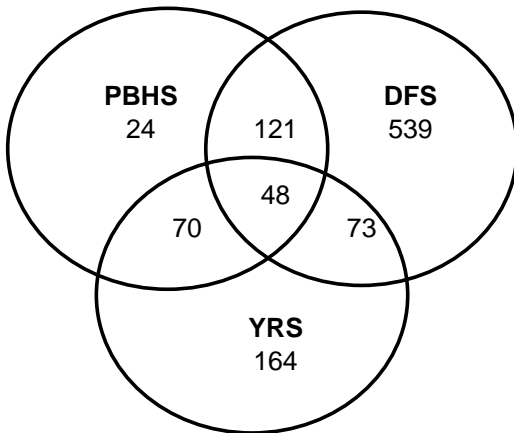
Client Location: Out-of-Home



	Client Location by Division		Total
	At-Home	Out-of-Home	
PBHS	703	31	734
DFS	3762	535	4297
YRS	1452	164	1616
PBHS & DFS	75	121	196
PBHS & YRS	201	68	269
DFS & YRS	73	68	141
PBHS & DFS & YRS	20	43	63
Total	6286	1030	7316

Departmental Out of Home Client Distribution - August 31, 2010

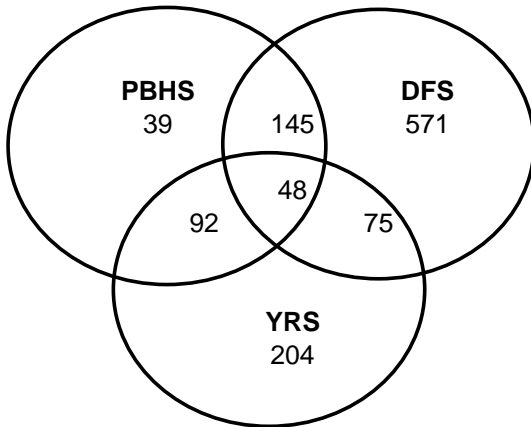
Client Location: Out-of-Home



	Client Location by Division		Total
	At-Home	Out-of-Home	
PBHS	747	24	771
DFS	3688	539	4227
YRS	1474	164	1638
PBHS & DFS	82	121	203
PBHS & YRS	197	70	267
DFS & YRS	62	73	135
PBHS & DFS & YRS	17	48	65
Total	6267	1039	7306

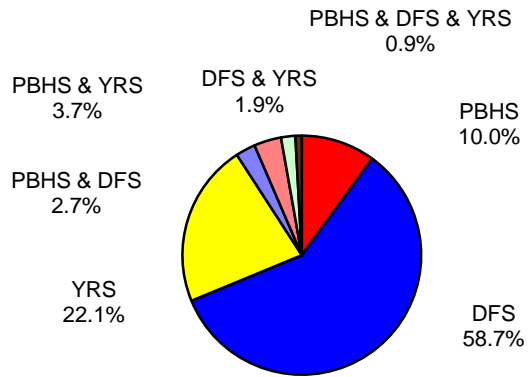
Departmental Out of Home Client Distribution - September 30, 2009

Client Location: Out-of-Home

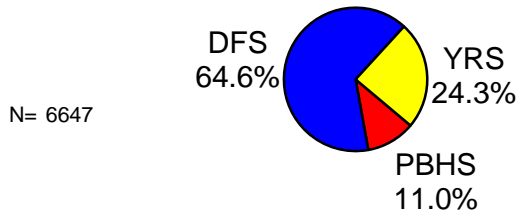


	Client Location by Division		Total
	At-Home	Out-of-Home	
PBHS	755	39	794
DFS	3589	571	4160
YRS	1668	204	1872
PBHS & DFS	81	145	226
PBHS & YRS	210	92	302
DFS & YRS	70	75	145
PBHS & DFS & YRS	18	48	66
Total	6391	1174	7565

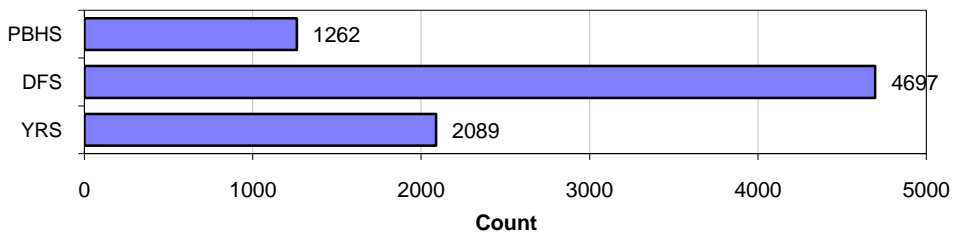
Where were clients enrolled on September 30, 2010?



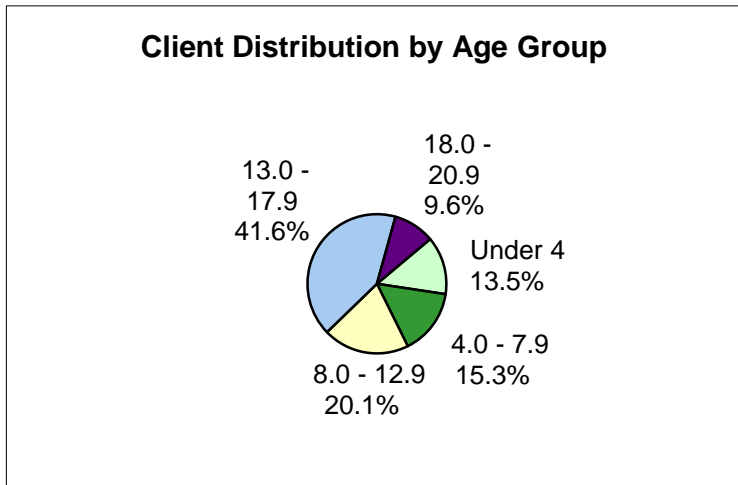
Clients Served By Only One Division



Clients Served by Division



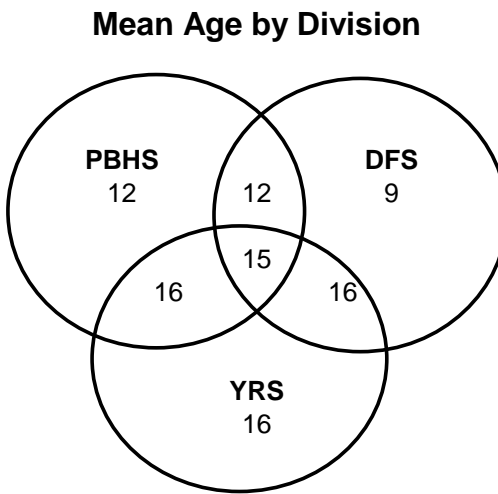
All Clients by Age Group		
	Frequency	Percent
Under 4	988	13.5
4.0 - 7.9	1119	15.3
8.0 - 12.9	1468	20.1
13.0 - 17.9	3040	41.6
18.0 - 20.9	701	9.6
Total	7316	100.0



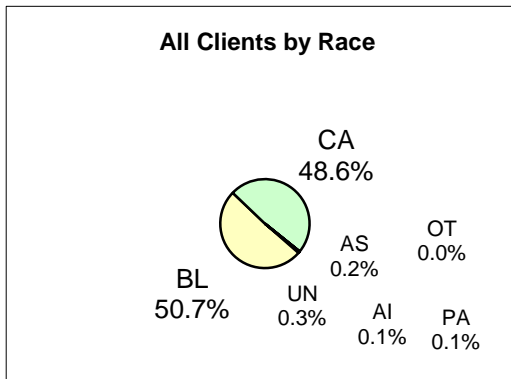
Mean Age by Location	
	Mean
At-Home	11
Out-of-Home	12
Total	11.5

Mean Age by Gender	
	Mean
Female	11
Male	12
Total	11.5

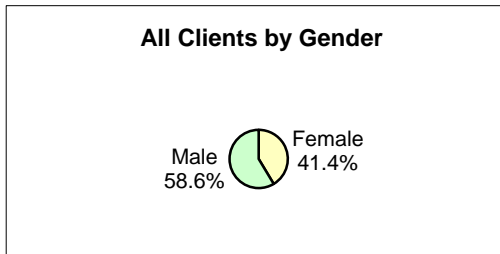
Mean Age by Division	
	Mean
PBHS	12
DFS	9
YRS	16
PBHS & DFS	12
PBHS & YRS	16
DFS & YRS	16
PBHS & DFS & YRS	15
Total	14



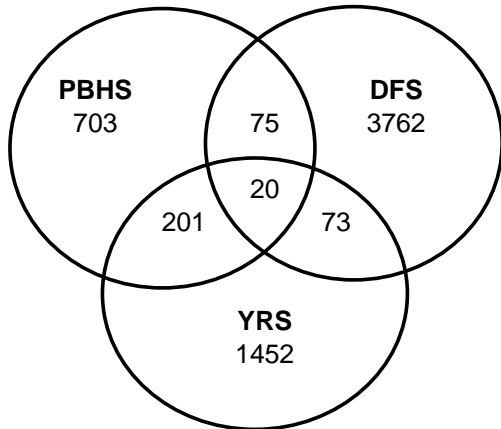
All Clients by Race		
	Frequency	Percent
AI	10	0.1
AS	14	0.2
BL	3709	50.7
CA	3557	48.6
OT	0	0.0
PA	5	0.1
UN	21	0.3
Total	7316	100.0



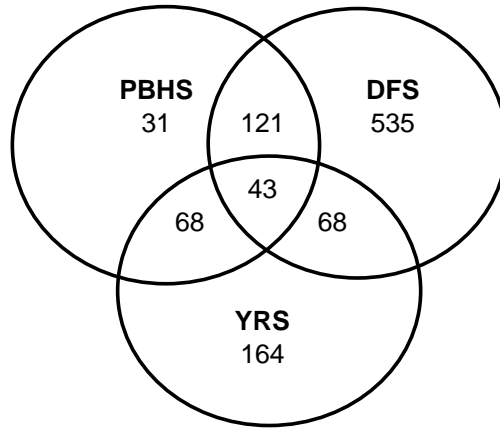
All Clients by Gender		
	Frequency	Percent
Female	3027	41.4
Male	4289	58.6
Total	7316	100.0



Client Location: At-Home



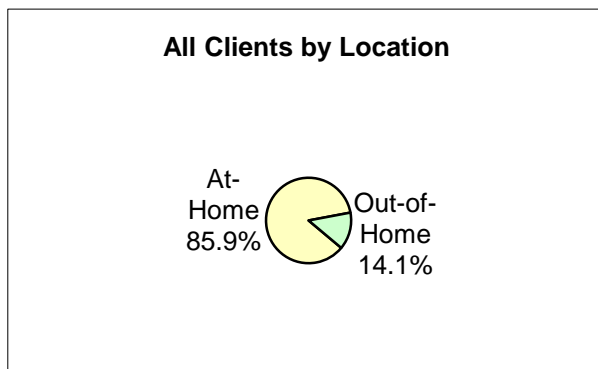
Client Location: Out-of-Home



Client Location by Division			
	At-Home	Out-of-Home	Total
PBHS	703	31	734
DFS	3762	535	4297
YRS	1452	164	1616
PBHS & DFS	75	121	196
PBHS & YRS	201	68	269
DFS & YRS	73	68	141
PBHS & DFS & YRS	20	43	63
Total	6286	1030	7316

Client Location by Division, %			
	At-Home	Out-of-Home	Total
PBHS	95.8	4.2	100.0
DFS	87.5	12.5	100.0
YRS	89.9	10.1	100.0
PBHS & DFS	38.3	61.7	100.0
PBHS & YRS	74.7	25.3	100.0
DFS & YRS	51.8	48.2	100.0
PBHS & DFS & YRS	31.7	68.3	100.0
Total	85.9	14.1	100.0

All Clients by Location		
	Frequency	Percent
At-Home	6286	85.9
Out-of-Home	1030	14.1
Total	7316	100.0



Venn Report: A Monthly Snapshot of DSCYF Client Enrollment

A snapshot is produced monthly representing client enrollment records open in FACTS on the last day of each month. Running the report is delayed one month to capture more complete client data. The analysis includes seven-celled Venn diagrams, charts, and tables to profile client distribution by

- Division and multidivisional enrollment
- Client characteristics of age, gender, and race
- Care location

Client care location is defined as location of custodial care or residence of client. The "out-of-home" category is computed by using a table in FACTS that stores a summary of all past and current "out-of-home" care locations used for each client including, but not limited to, foster placement, group home, residential treatment, secure care, and hospitalization. If a client is currently in any such care setting, they are assigned to the "out-of-home" category. All other clients are assigned to the residual "at home" category.

Caution is advised in interpreting these data: client enrollment numbers do not represent all persons who were receiving DSCYF services on the target date. They do, however, represent an unduplicated number of persons recorded in FACTS identified as clients under age 21 years with open cases on the target date. The following summarizes criteria for including clients in the enrollment numbers:

- Persons in FACTS identified as clients with open cases
- Participants in cases open in one or more division -- includes family members and alleged victims
- Clients under 21 years
- Clients meeting all above criteria on the last day of the month

Persons who are not counted include:

- Clients open only in Interstate Compact Administration cases (administrative cases only on paper)
- Clients open only in OCM review cases (could create duplicate counts)
- Clients open only in SBS cases (excluded as 04/03/2003)
- Independent Living clients with cases left open for tracking purposes but not currently approved by the vendor to receive IL services and not open in any other case (correction made effective with the report for January 31, 2010)
- Clients with uncoded age or gender (missing data)
- Clients 21 or older

Also not counted are persons receiving services from DSCYF but not in FACTS, including persons served by programs such as:

- Prevention
- Safe and Stable Families
- Early Intervention

Note: Effective with the January 31, 2010 report, a correction was made in the computation of the age groups used on page five.

Note: Effective with the July 31, 2010 report, the CMH label was modified to PBH consistent with the new name for the division, Prevention and Behavioral Health.