

Venn Report

August 31, 2010 Snapshot

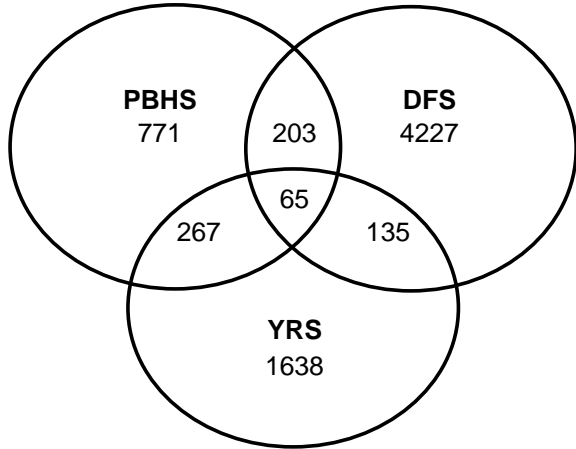


State of Delaware

The Department of Services for Children, Youth and Their Families

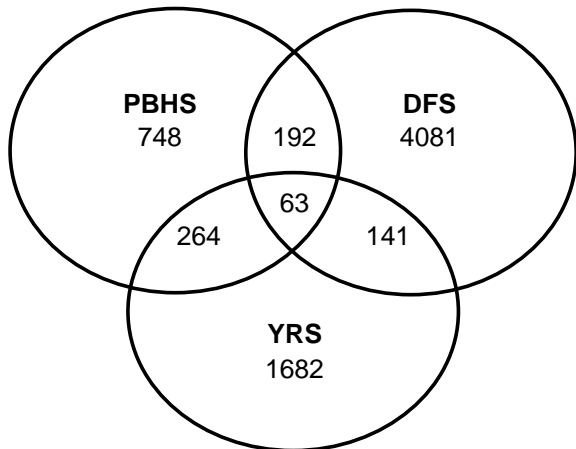
DSCYF Clients Under Age 21 Years with Open Cases: August 31, 2010

Departmental Client Distribution - August 31, 2010



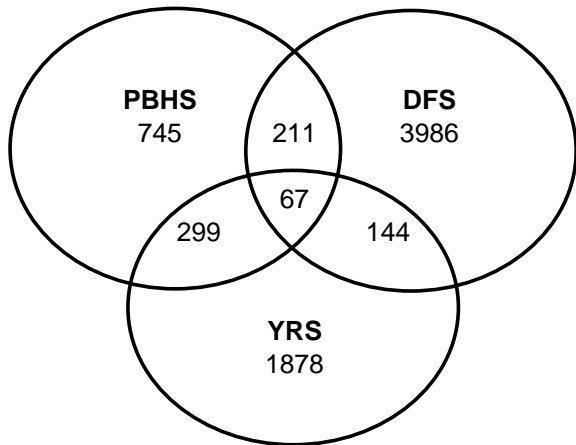
	<u>Frequency</u>	<u>Percent</u>
PBHS	771	10.6
DFS	4227	57.9
YRS	1638	22.4
PBHS & DFS	203	2.8
PBHS & YRS	267	3.7
DFS & YRS	135	1.8
PBHS & DFS & YRS	65	0.9
Total	7306	100.0

Departmental Client Distribution - July 31, 2010



	<u>Frequency</u>	<u>Percent</u>
PBHS	748	10.4
DFS	4081	56.9
YRS	1682	23.5
PBHS & DFS	192	2.7
PBHS & YRS	264	3.7
DFS & YRS	141	2.0
PBHS & DFS & YRS	63	0.9
Total	7171	100.0

Departmental Client Distribution - August 31, 2009

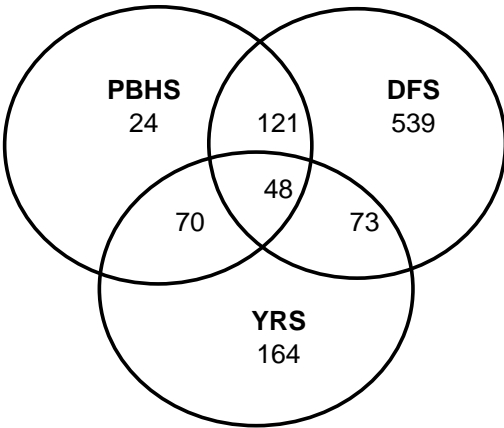


	<u>Frequency</u>	<u>Percent</u>
PBHS	745	10.2
DFS	3986	54.4
YRS	1878	25.6
PBHS & DFS	211	2.9
PBHS & YRS	299	4.1
DFS & YRS	144	2.0
PBHS & DFS & YRS	67	0.9
Total	7330	100.0

DSCYF Clients Under Age 21 Years with Open Cases: August 31, 2010

Departmental Out of Home Client Distribution - August 31, 2010

Client Location: Out-of-Home

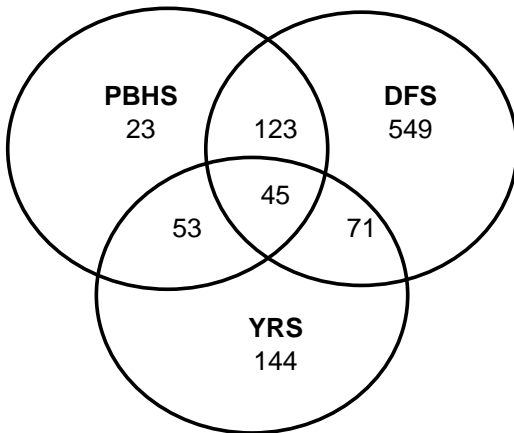


Client Location by Division

	At-Home	Out-of-Home	Total
PBHS	747	24	771
DFS	3688	539	4227
YRS	1474	164	1638
PBHS & DFS	82	121	203
PBHS & YRS	197	70	267
DFS & YRS	62	73	135
PBHS & DFS & YRS	17	48	65
Total	6267	1039	7306

Departmental Out of Home Client Distribution - July 31, 2010

Client Location: Out-of-Home

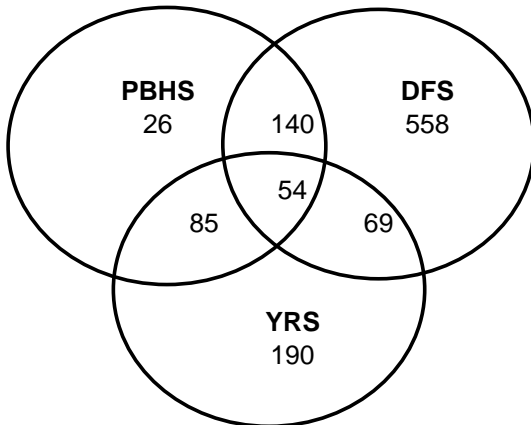


Client Location by Division

	At-Home	Out-of-Home	Total
PBHS	725	23	748
DFS	3532	549	4081
YRS	1538	144	1682
PBHS & DFS	69	123	192
PBHS & YRS	211	53	264
DFS & YRS	70	71	141
PBHS & DFS & YRS	18	45	63
Total	6163	1008	7171

Departmental Out of Home Client Distribution - August 31, 2009

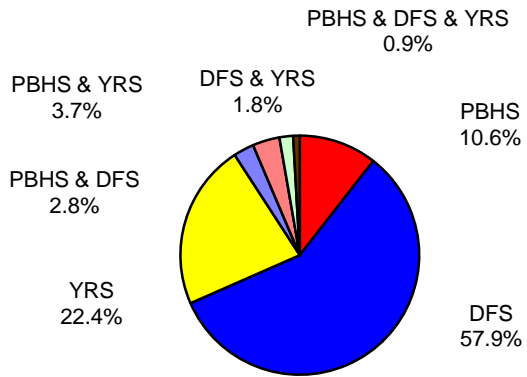
Client Location: Out-of-Home



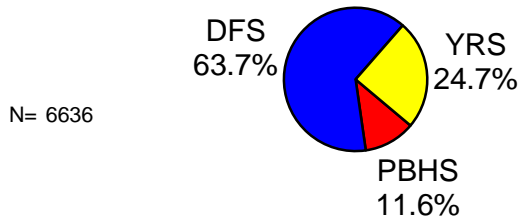
Client Location by Division

	At-Home	Out-of-Home	Total
PBHS	719	26	745
DFS	3428	558	3986
YRS	1688	190	1878
PBHS & DFS	71	140	211
PBHS & YRS	214	85	299
DFS & YRS	75	69	144
PBHS & DFS & YRS	13	54	67
Total	6208	1122	7330

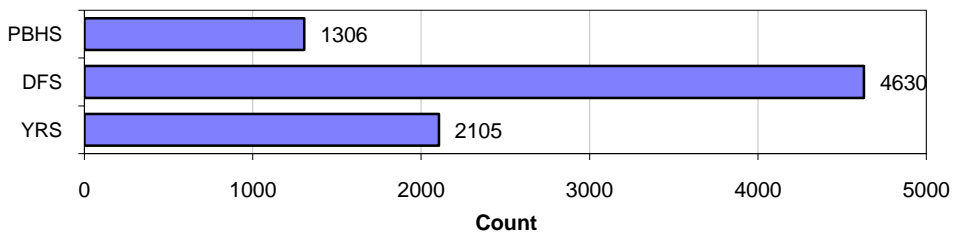
Where were clients enrolled on August 31, 2010?



Clients Served By Only One Division

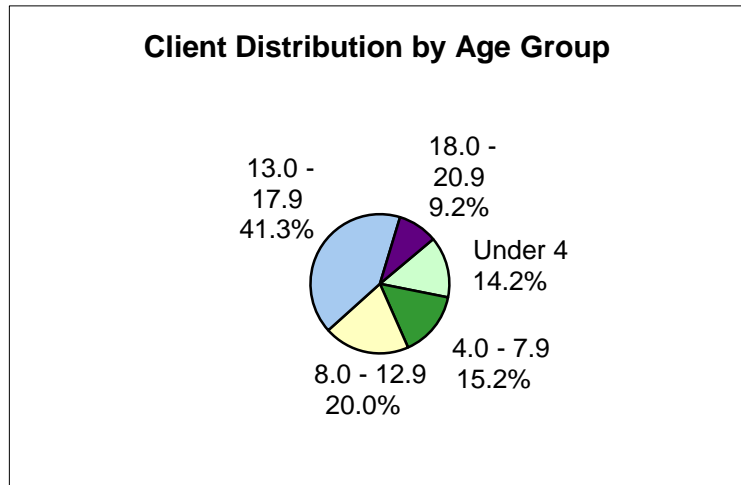


Clients Served by Division



DSCYF Clients Under Age 21 Years with Open Cases: August 31, 2010

All Clients by Age Group		
	Frequency	Percent
Under 4	1041	14.2
4.0 - 7.9	1113	15.2
8.0 - 12.9	1459	20.0
13.0 - 17.9	3020	41.3
18.0 - 20.9	673	9.2
Total	7306	100.0

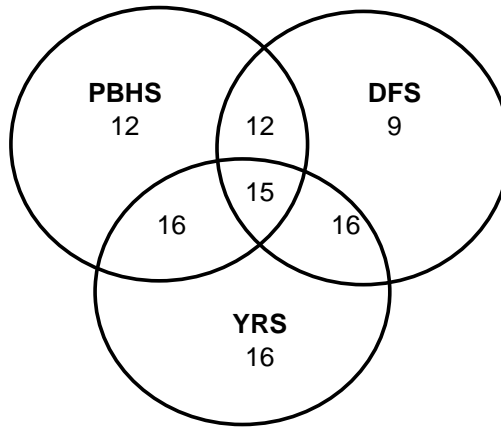


Mean Age by Location	
	Mean
At-Home	11
Out-of-Home	11
Total	11

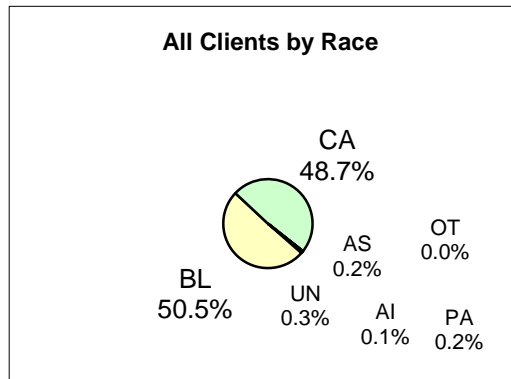
Mean Age by Gender	
	Mean
Female	11
Male	11
Total	11

Mean Age by Division	
	Mean
PBHS	12
DFS	9
YRS	16
PBHS & DFS	12
PBHS & YRS	16
DFS & YRS	16
PBHS & DFS & YRS	15
Total	14

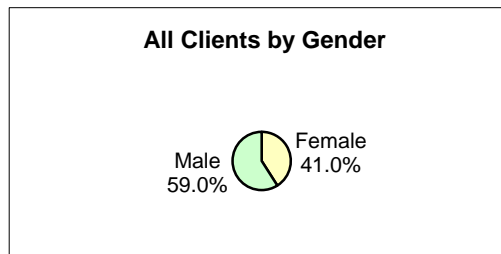
Mean Age by Division



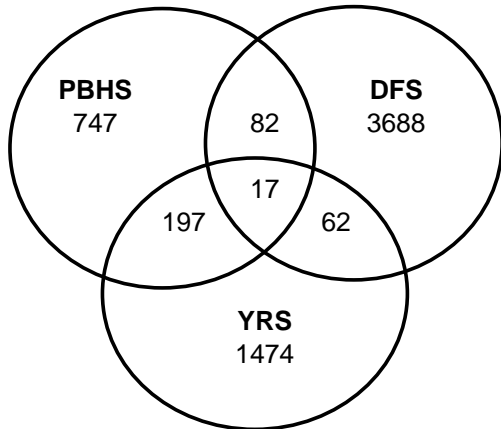
All Clients by Race		
	Frequency	Percent
AI	10	0.1
AS	18	0.2
BL	3687	50.5
CA	3555	48.7
OT	0	0.0
PA	12	0.2
UN	24	0.3
Total	7306	100.0



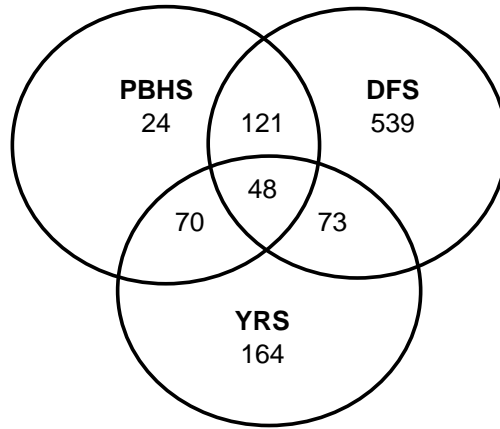
All Clients by Gender		
	Frequency	Percent
Female	2993	41.0
Male	4313	59.0
Total	7306	100.0



Client Location: At-Home



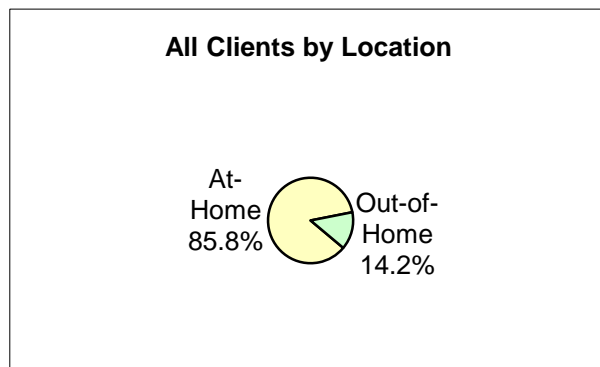
Client Location: Out-of-Home



Client Location by Division			
	At-Home	Out-of-Home	Total
PBHS	747	24	771
DFS	3688	539	4227
YRS	1474	164	1638
PBHS & DFS	82	121	203
PBHS & YRS	197	70	267
DFS & YRS	62	73	135
PBHS & DFS & YRS	17	48	65
Total	6267	1039	7306

Client Location by Division, %			
	At-Home	Out-of-Home	Total
PBHS	96.9	3.1	100.0
DFS	87.2	12.8	100.0
YRS	90.0	10.0	100.0
PBHS & DFS	40.4	59.6	100.0
PBHS & YRS	73.8	26.2	100.0
DFS & YRS	45.9	54.1	100.0
PBHS & DFS & YRS	26.2	73.8	100.0
Total	85.8	14.2	100.0

All Clients by Location		
	Frequency	Percent
At-Home	6267	85.8
Out-of-Home	1039	14.2
Total	7306	100.0



Venn Report: A Monthly Snapshot of DSCYF Client Enrollment

A snapshot is produced monthly representing client enrollment records open in FACTS on the last day of each month. Running the report is delayed one month to capture more complete client data. The analysis includes seven-celled Venn diagrams, charts, and tables to profile client distribution by

- Division and multidivisional enrollment
- Client characteristics of age, gender, and race
- Care location

Client care location is defined as location of custodial care or residence of client. The "out-of-home" category is computed by using a table in FACTS that stores a summary of all past and current "out-of-home" care locations used for each client including, but not limited to, foster placement, group home, residential treatment, secure care, and hospitalization. If a client is currently in any such care setting, they are assigned to the "out-of-home" category. All other clients are assigned to the residual "at home" category.

Caution is advised in interpreting these data: client enrollment numbers do not represent all persons who were receiving DSCYF services on the target date. They do, however, represent an unduplicated number of persons recorded in FACTS identified as clients under age 21 years with open cases on the target date. The following summarizes criteria for including clients in the enrollment numbers:

- Persons in FACTS identified as clients with open cases
- Participants in cases open in one or more division -- includes family members and alleged victims
- Clients under 21 years
- Clients meeting all above criteria on the last day of the month

Persons who are not counted include:

- Clients open only in Interstate Compact Administration cases (administrative cases only on paper)
- Clients open only in OCM review cases (could create duplicate counts)
- Clients open only in SBS cases (excluded as 04/03/2003)
- Independent Living clients with cases left open for tracking purposes but not currently approved by the vendor to receive IL services and not open in any other case (correction made effective with the report for January 31, 2010)
- Clients with uncoded age or gender (missing data)
- Clients 21 or older

Also not counted are persons receiving services from DSCYF but not in FACTS, including persons served by programs such as:

- Prevention
- Safe and Stable Families
- Early Intervention

Note: Effective with the January 31, 2010 report, a correction was made in the computation of the age groups used on page five.

Note: Effective with the July 31, 2010 report, the CMH label was modified to PBH consistent with the new name for the division, Prevention and Behavioral Health.