

Venn Report

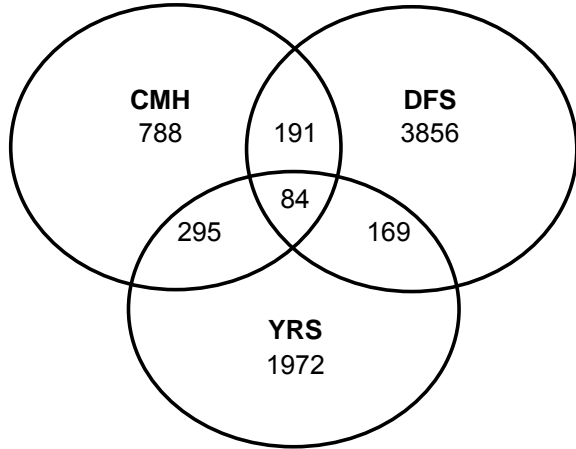
January 31, 2009 Snapshot



State of Delaware

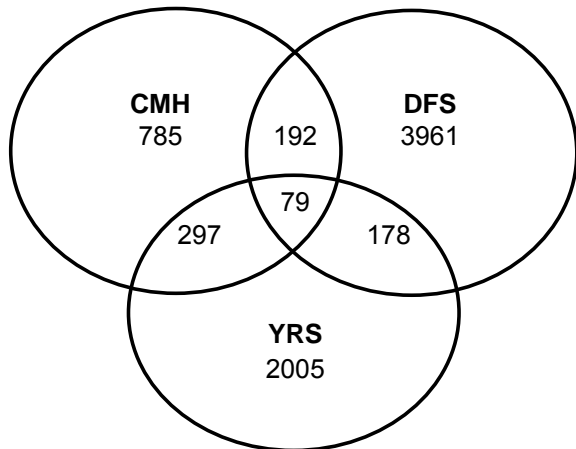
The Department of Services for Children, Youth and Their Families

Departmental Client Distribution - January 31, 2009



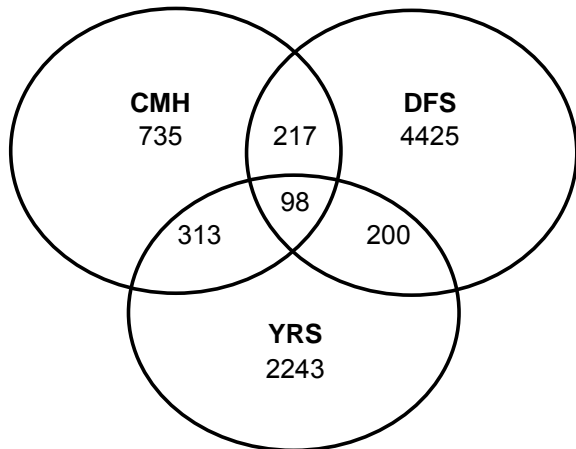
Client Distribution by Division		
	<u>Frequency</u>	<u>Percent</u>
CMH	788	10.7
DFS	3856	52.4
YRS	1972	26.8
CMH&DFS	191	2.6
CMH&YRS	295	4.0
DFS&YRS	169	2.3
CMH&DFS&YRS	84	1.1
Total	7355	100.0

Departmental Client Distribution - December 31, 2008



Client Distribution by Division		
	<u>Frequency</u>	<u>Percent</u>
CMH	785	10.5
DFS	3961	52.8
YRS	2005	26.7
CMH&DFS	192	2.6
CMH&YRS	297	4.0
DFS&YRS	178	2.4
CMH&DFS&YRS	79	1.1
Total	7497	100.0

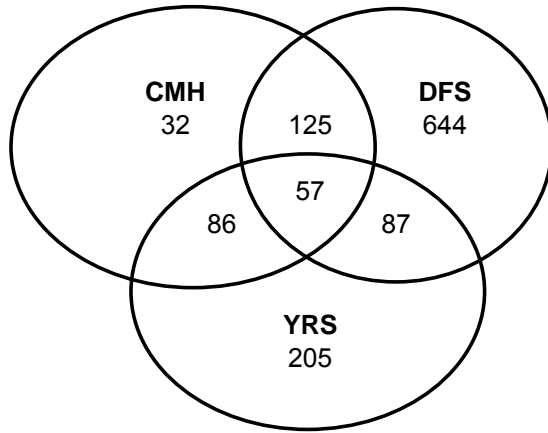
Departmental Client Distribution - January 31, 2008



Client Distribution by Division		
	<u>Frequency</u>	<u>Percent</u>
CMH	735	8.9
DFS	4425	53.8
YRS	2243	27.3
CMH&DFS	217	2.6
CMH&YRS	313	3.8
DFS&YRS	200	2.4
CMH&DFS&YRS	98	1.2
Total	8231	100.0

Departmental Out of Home Client Distribution - January 31, 2009

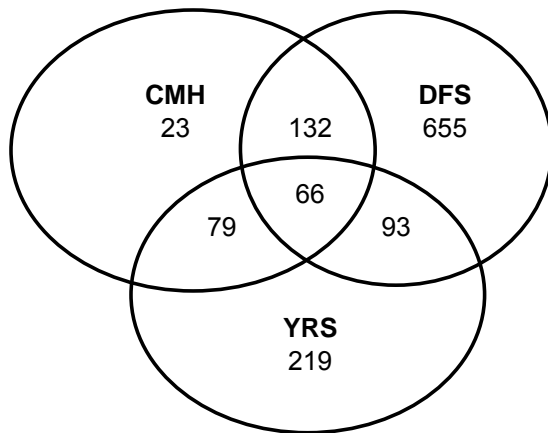
Client Location: Out-of-Home



	At-Home	Out-of-Home	Total
CMH	756	32	788
DFS	3212	644	3856
YRS	1767	205	1972
CMH&DFS	66	125	191
CMH&YRS	209	86	295
DFS&YRS	82	87	169
CMH&DFS&YRS	27	57	84
Total	6119	1236	7355

Departmental Out of Home Client Distribution - December 31, 2008

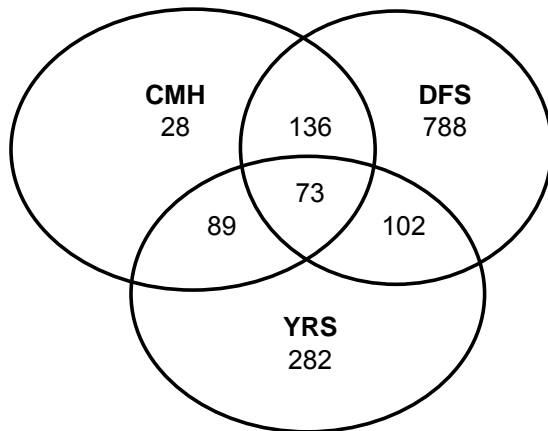
Client Location: Out-of-Home



	At-Home	Out-of-Home	Total
CMH	762	23	785
DFS	3306	655	3961
YRS	1786	219	2005
CMH&DFS	60	132	192
CMH&YRS	218	79	297
DFS&YRS	85	93	178
CMH&DFS&YRS	13	66	79
Total	6230	1267	7497

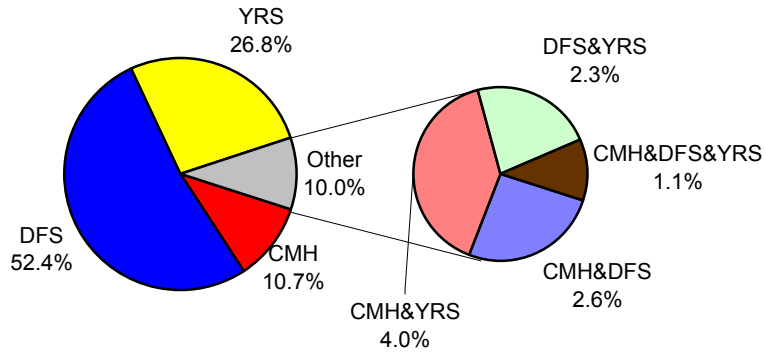
Departmental Out of Home Client Distribution - January 31, 2008

Client Location: Out-of-Home

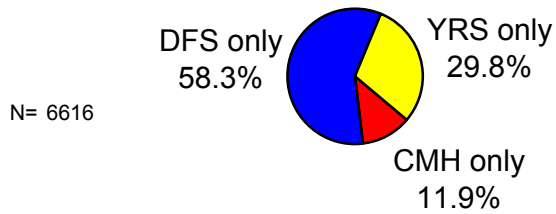


	At-Home	Out-of-Home	Total
CMH	707	28	735
DFS	3637	788	4425
YRS	1961	282	2243
CMH&DFS	81	136	217
CMH&YRS	224	89	313
DFS&YRS	98	102	200
CMH&DFS&YRS	25	73	98
Total	6733	1498	8231

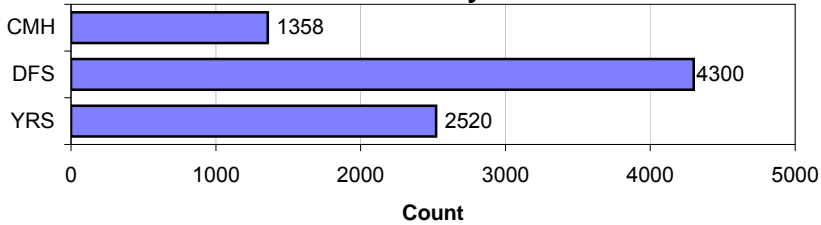
Where were clients enrolled on January 31, 2009?



Clients Served By Only One Division

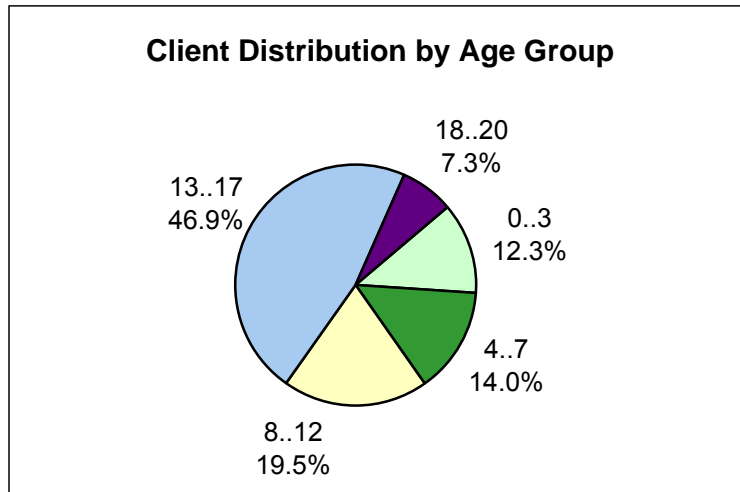


Clients Served by Division



Note: Clients may be receiving services from more than one

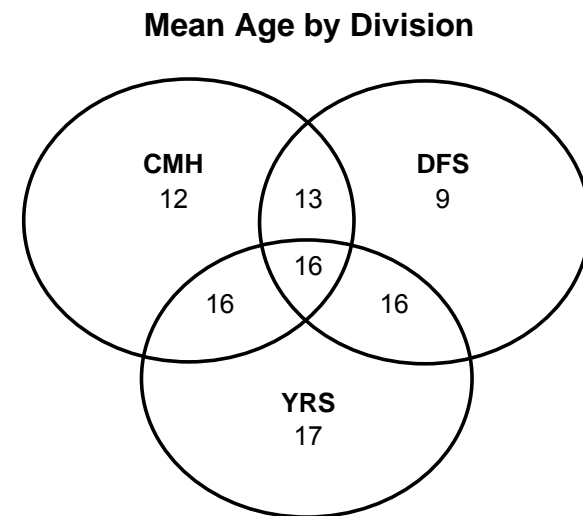
All Clients by Age Group		
	Frequency	Percent
0..3	904	12.3
4..7	1030	14.0
8..12	1437	19.5
13..17	3449	46.9
18..20	535	7.3
Total	7355	100.0



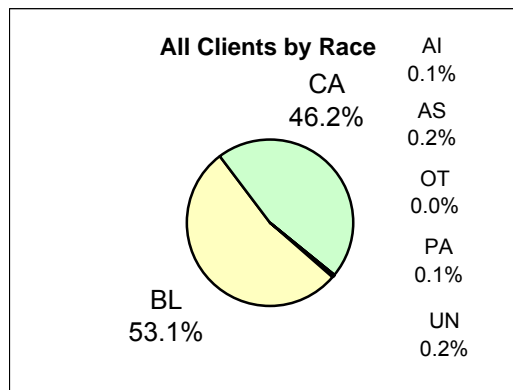
Mean Age by Location	
	Mean
At-Home	12
Out-of-Home	12
Total	12

Mean Age by Gender	
	Mean
Female	11
Male	12
Total	12

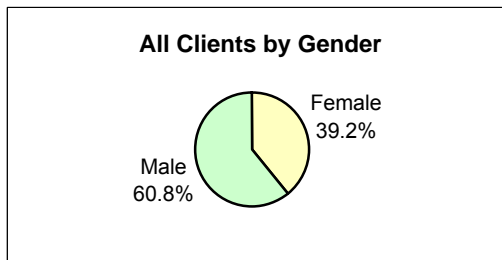
Mean Age by Division	
	Mean
CMH	12
DFS	9
YRS	17
CMH&DFS	13
CMH&YRS	16
DFS&YRS	16
CMH&DFS&YRS	16
Total	12



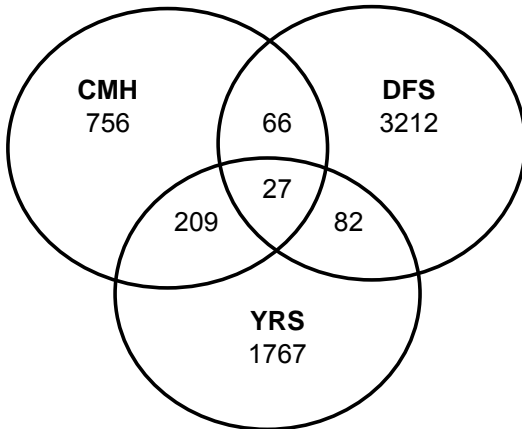
All Clients by Race		
	Frequency	Percent
AI	9	0.1
AS	15	0.2
BL	3909	53.1
CA	3399	46.2
OT	2	0.0
PA	6	0.1
UN	15	0.2
Total	7355	100.0



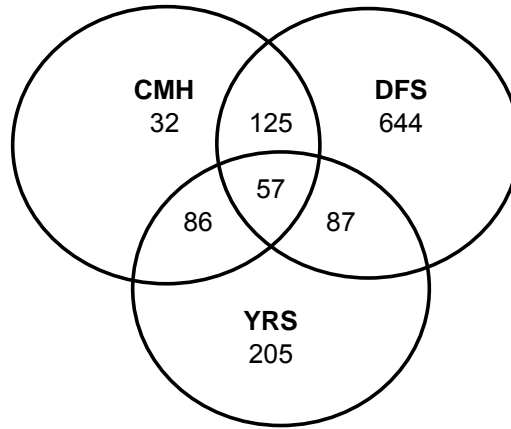
All Clients by Gender		
	Frequency	Percent
Female	2885	39.2
Male	4470	60.8
Total	7355	100.0



Client Location: At-Home



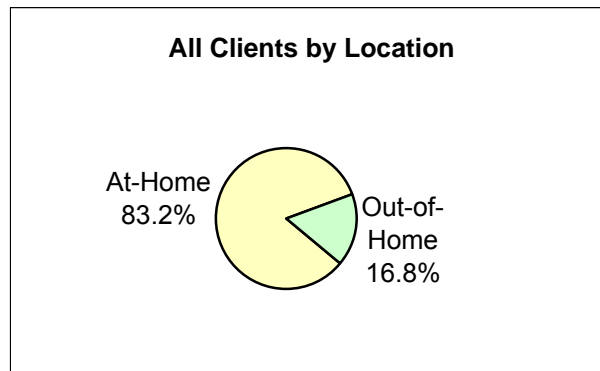
Client Location: Out-of-Home



Client Location by Division			
	At-Home	Out-of-Home	Total
CMH	756	32	788
DFS	3212	644	3856
YRS	1767	205	1972
CMH&DFS	66	125	191
CMH&YRS	209	86	295
DFS&YRS	82	87	169
CMH&DFS&YRS	27	57	84
Total	6119	1236	7355

Client Location by Division, %			
	At-Home	Out-of-Home	Total
CMH	95.9	4.1	100.0
DFS	83.3	16.7	100.0
YRS	89.6	10.4	100.0
CMH&DFS	34.6	65.4	100.0
CMH&YRS	70.8	29.2	100.0
DFS&YRS	48.5	51.5	100.0
CMH&DFS&YRS	32.1	67.9	100.0
Total	83.2	16.8	100.0

All Clients by Location		
	Frequency	Percent
At-Home	6119	83.2
Out-of-Home	1236	16.8
Total	7355	100.0



Venn Report: A Monthly Snapshot of DSCYF Client Enrollment

A snapshot is produced monthly representing client enrollment records open in FACTS on the last day of each month. Running the report is delayed one month to capture more complete client data. The analysis includes seven-celled Venn diagrams, charts, and tables to profile client distribution by

- division and multidivisional enrollment,
- client characteristics of age, gender, and race, and
- care location.

Client care location is defined as location of custodial care or residence of client. The "out-of-home" category is computed by using a table in FACTS that stores a summary of all past and current "out-of-home" care locations used for each client including, but not limited to, foster placement, group home, residential treatment, secure care, and hospitalization. If a client is currently in any such care setting, they are assigned to the "out-of-home" category. All other clients are assigned to the residual "at home" category.

Caution is advised in interpreting these data: client enrollment numbers do not represent all persons who were receiving DSCYF services on the target date. They do, however, represent an unduplicated number of persons recorded in FACTS identified as clients under age 21 years with open cases on the target date. The following summarizes criteria for including clients in the enrollment numbers:

- Persons in FACTS identified as clients with open cases,
- Participants in cases open in one or more division -- includes family members and alleged victims,
- Clients under 21 years, and
- Clients meeting all above criteria on the last day of the month.
- [Program Group SBS is excluded \(04/30/2003\)](#)

Clients who are not counted include:

- Interstate Compact Administration cases (administrative cases only on paper)
- Clients in OCM review cases (would create duplicate counts)
- Clients with uncoded age or gender (missing data)

Persons receiving services from DSCYF and not in FACTS include persons served by programs such as:

- K - 3
- Prevention
- Safe and Stable Families
- Early Intervention
- CAS Consultation