

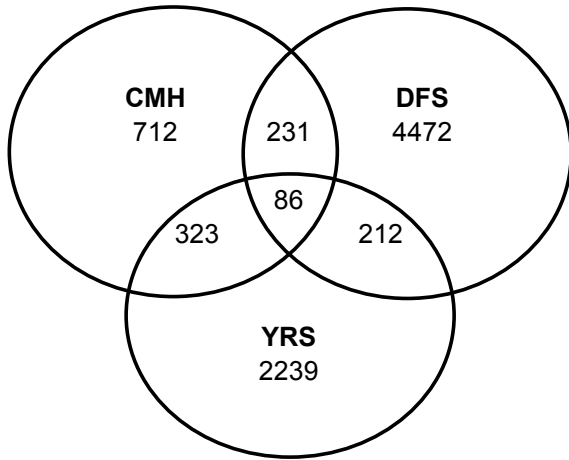
Venn Report

December 31, 2007 Snapshot



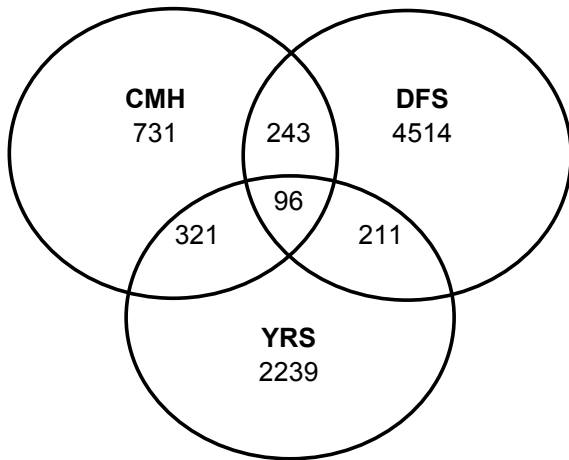
State

Departmental Client Distribution - December 31, 2007



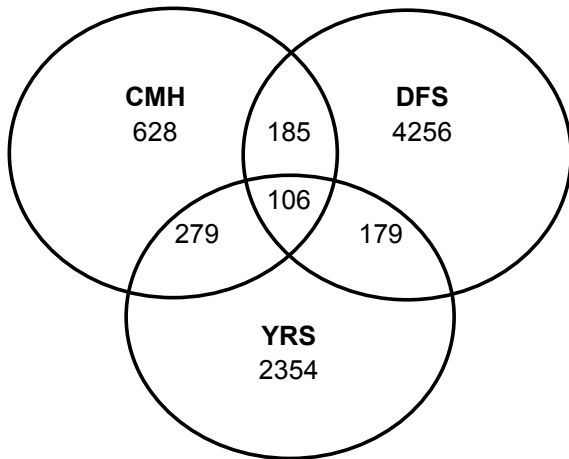
Client Distribution by Division		
	<u>Frequency</u>	<u>Percent</u>
CMH	712	8.6
DFS	4472	54.0
YRS	2239	27.1
CMH&DFS	231	2.8
CMH&YRS	323	3.9
DFS&YRS	212	2.6
CMH&DFS&YRS	86	1.0
Total	8275	100.0

Departmental Client Distribution - November 30, 2007



Client Distribution by Division		
	<u>Frequency</u>	<u>Percent</u>
CMH	731	8.7
DFS	4514	54.0
YRS	2239	26.8
CMH&DFS	243	2.9
CMH&YRS	321	3.8
DFS&YRS	211	2.5
CMH&DFS&YRS	96	1.1
Total	8355	100.0

Departmental Client Distribution - December 31, 2006

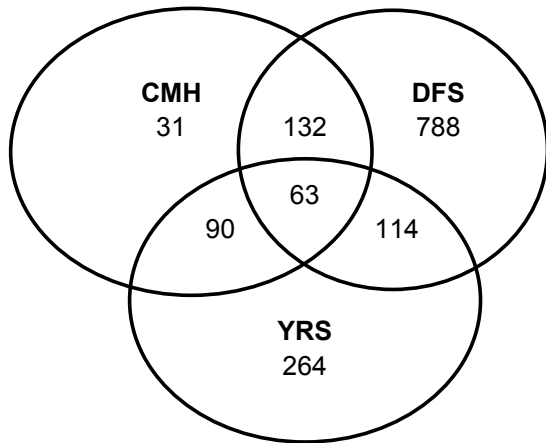


Client Distribution by Division		
	<u>Frequency</u>	<u>Percent</u>
CMH	628	7.9
DFS	4256	53.3
YRS	2354	29.5
CMH&DFS	185	2.3
CMH&YRS	279	3.5
DFS&YRS	179	2.2
CMH&DFS&YRS	106	1.3
Total	7987	100.0

DSCYF Clients Ages 0 through 20 Years with Open Cases: December 31, 2007

Departmental Out of Home Client Distribution - December 31, 2007

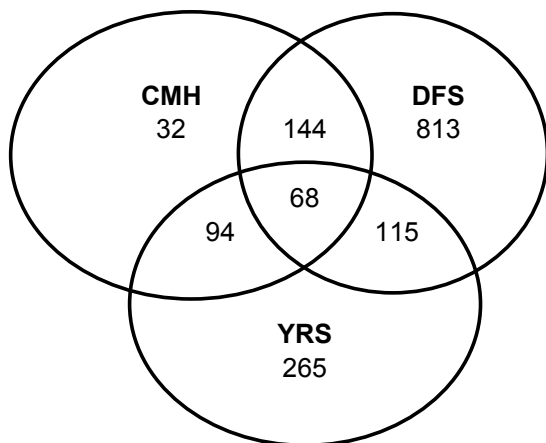
Client Location: Out-of-Home



	At-Home	Out-of-Home	Total
CMH	681	31	712
DFS	3684	788	4472
YRS	1975	264	2239
CMH&DFS	99	132	231
CMH&YRS	233	90	323
DFS&YRS	98	114	212
CMH&DFS&YRS	23	63	86
Total	6793	1482	8275

Departmental Out of Home Client Distribution - November 30, 2007

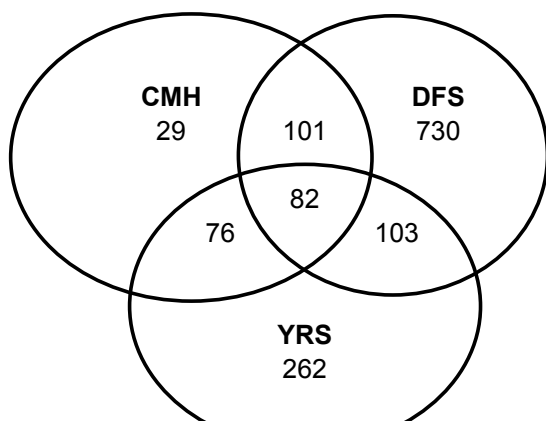
Client Location: Out-of-Home



	At-Home	Out-of-Home	Total
CMH	699	32	731
DFS	3701	813	4514
YRS	1974	265	2239
CMH&DFS	99	144	243
CMH&YRS	227	94	321
DFS&YRS	96	115	211
CMH&DFS&YRS	28	68	96
Total	6824	1531	8355

Departmental Out of Home Client Distribution - December 31, 2006

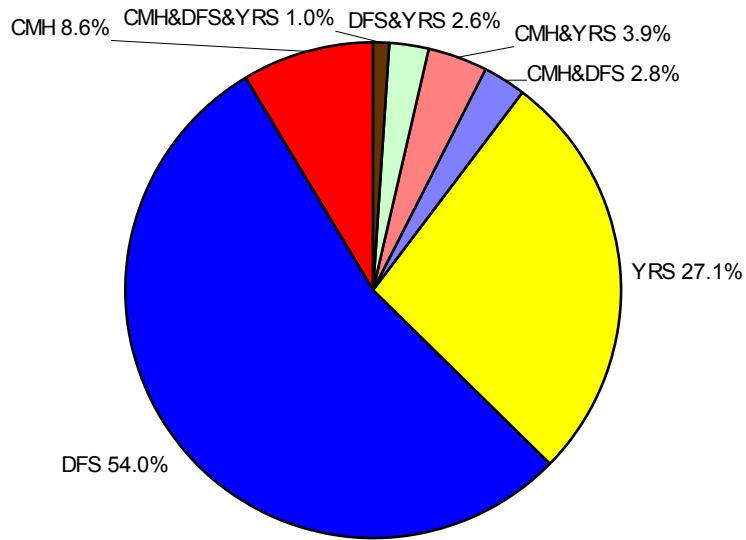
Client Location: Out-of-Home



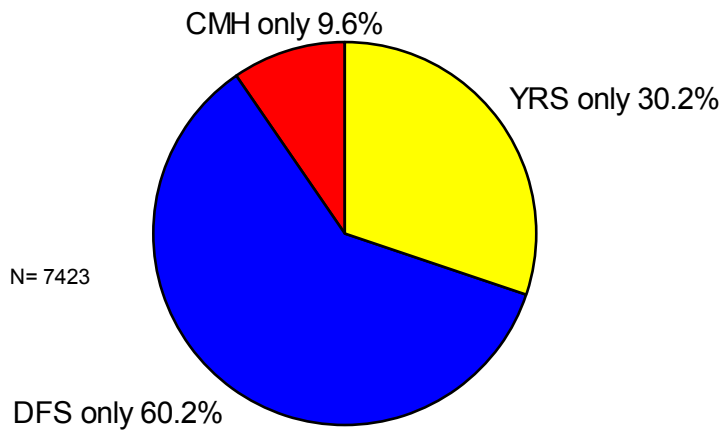
	At-Home	Out-of-Home	Total
CMH	599	29	628
DFS	3526	730	4256
YRS	2092	262	2354
CMH&DFS	84	101	185
CMH&YRS	203	76	279
DFS&YRS	76	103	179
CMH&DFS&YRS	24	82	106
Total	6604	1383	7987



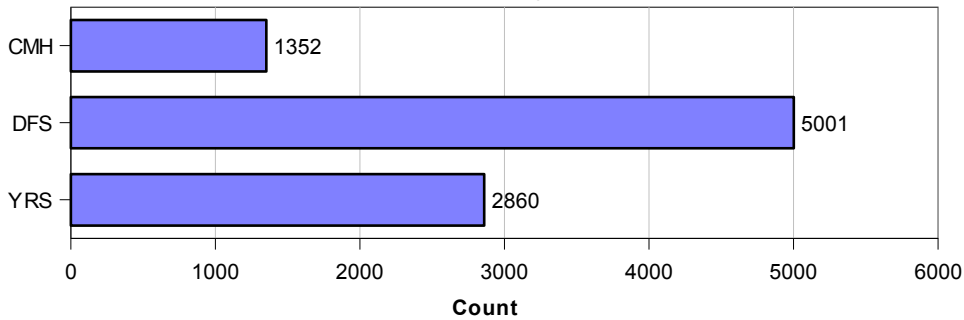
Where were clients enrolled on December 31, 2007?



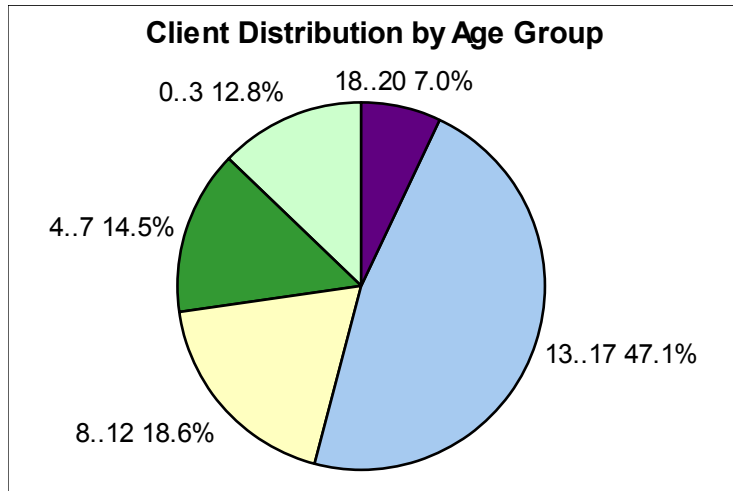
Clients Served By Only One Division



Clients Served by Division



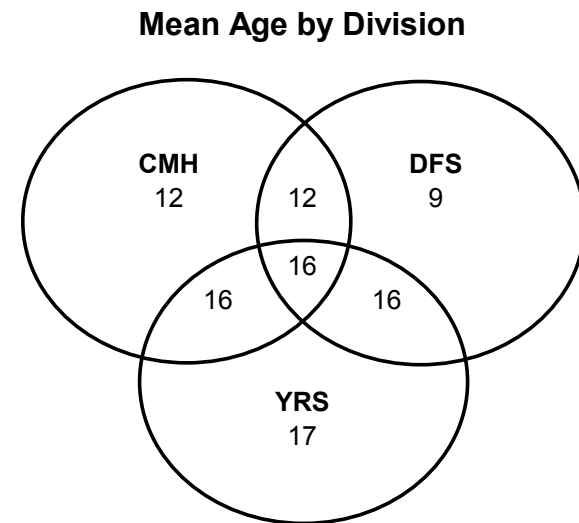
All Clients by Age Group		
	Frequency	Percent
0..3	1060	12.8
4..7	1196	14.5
8..12	1543	18.6
13..17	3894	47.1
18..20	582	7.0
Total	8275	100.0



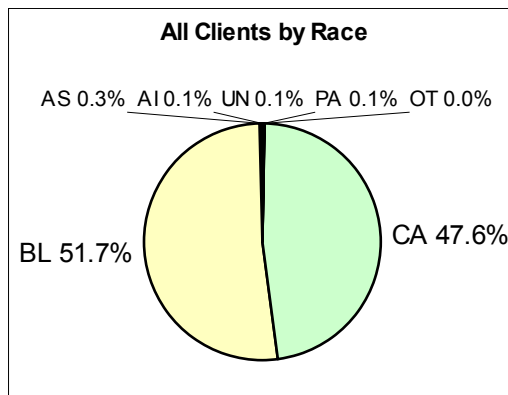
Mean Age by Location	
	Mean
At-Home	12
Out-of-Home	12
Total	12

Mean Age by Gender	
	Mean
Female	11
Male	12
Total	12

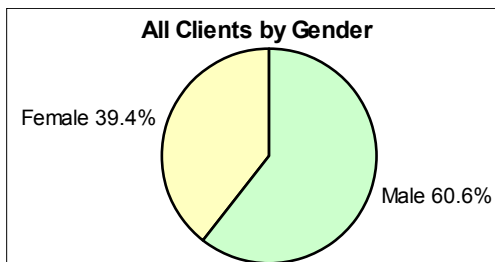
Mean Age by Division	
	Mean
CMH	12
DFS	9
YRS	17
CMH&DFS	12
CMH&YRS	16
DFS&YRS	16
CMH&DFS&YRS	16
Total	12



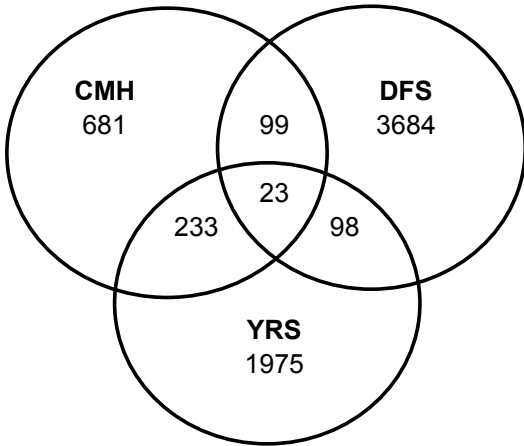
All Clients by Race		
	Frequency	Percent
AI	11	0.1
AS	21	0.3
BL	4278	51.7
CA	3942	47.6
OT	3	0.0
PA	10	0.1
UN	10	0.1
Total	8275	100.0



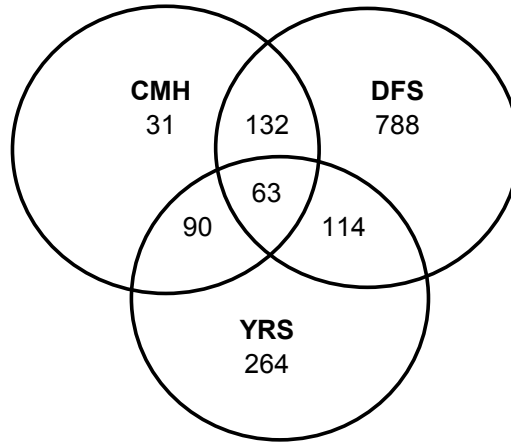
All Clients by Gender		
	Frequency	Percent
Female	3263	39.4
Male	5012	60.6
Total	8275	100.0



Client Location: At-Home



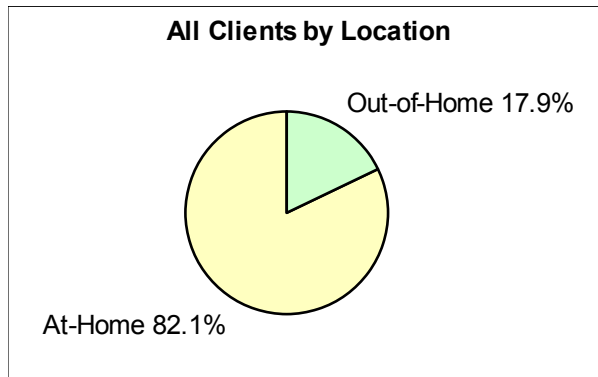
Client Location: Out-of-Home



Client Location by Division			
	<u>At-Home</u>	<u>Out-of-Home</u>	<u>Total</u>
CMH	681	31	712
DFS	3684	788	4472
YRS	1975	264	2239
CMH&DFS	99	132	231
CMH&YRS	233	90	323
DFS&YRS	98	114	212
CMH&DFS&YRS	23	63	86
Total	6793	1482	8275

Client Location by Division, %			
	<u>At-Home</u>	<u>Out-of-Home</u>	<u>Total</u>
CMH	95.6	4.4	100.0
DFS	82.4	17.6	100.0
YRS	88.2	11.8	100.0
CMH&DFS	42.9	57.1	100.0
CMH&YRS	72.1	27.9	100.0
DFS&YRS	46.2	53.8	100.0
CMH&DFS&YRS	26.7	73.3	100.0
Total	82.1	17.9	100.0

All Clients by Location		
	<u>Frequency</u>	<u>Percent</u>
At-Home	6793	82.1
Out-of-Home	1482	17.9
Total	8275	100.0



Venn Report: A Monthly Snapshot of DSCYF Client Enrollment

A snapshot is produced monthly representing client enrollment records open in FACTS on the last day of each month. Running the report is delayed one month to capture more complete client data. The analysis includes seven-celled Venn diagrams, charts, and tables to profile client distribution by

- division and multidivisional enrollment,
- client characteristics of age, gender, and race, and
- care location.

Client care location is defined as location of custodial care or residence of client. The "out-of-home" category is computed by using a table in FACTS that stores a summary of all past and current "out-of-home" care locations used for each client including, but not limited to, foster placement, group home, residential treatment, secure care, and hospitalization. If a client is currently in any such care setting, they are assigned to the "out-of-home" category. All other clients are assigned to the residual "at home" category.

Caution is advised in interpreting these data: client enrollment numbers do not represent all persons who were receiving DSCYF services on the target date. They do, however, represent an unduplicated number of persons recorded in FACTS identified as clients under age 21 years with open cases on the target date. The following summarizes criteria for including clients in the enrollment numbers:

- Persons in FACTS identified as clients with open cases,
- Participants in cases open in one or more division -- includes family members and alleged victims,
- Clients under 21 years, and
- Clients meeting all above criteria on the last day of the month.
- [Program Group SBS is excluded \(04/30/2003\)](#)

Clients who are not counted include:

- Interstate Compact Administration cases (administrative cases only on paper)
- Clients in OCM review cases (would create duplicate counts)
- Clients with uncoded age or gender (missing data)

Persons receiving services from DSCYF and not in FACTS include persons served by programs such as:

- K - 3
- Prevention
- Safe and Stable Families
- Early Intervention
- CAS Consultation