

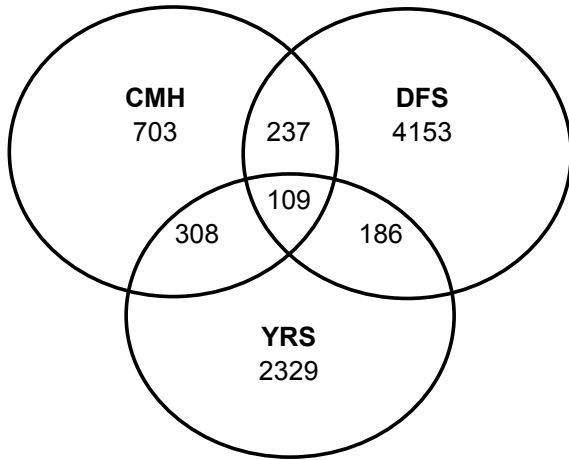
Venn Report

August 31, 2007 Snapshot



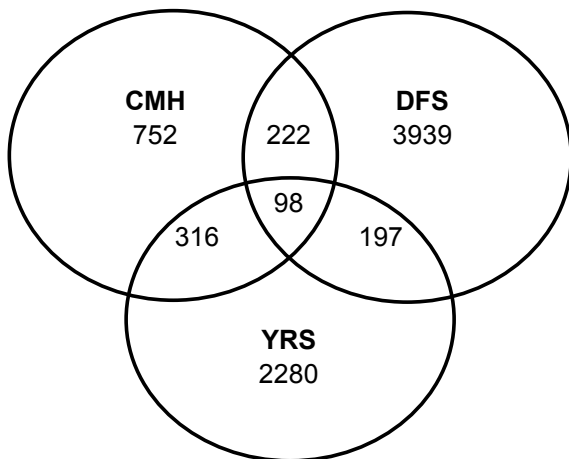
State

Departmental Client Distribution - August 31, 2007



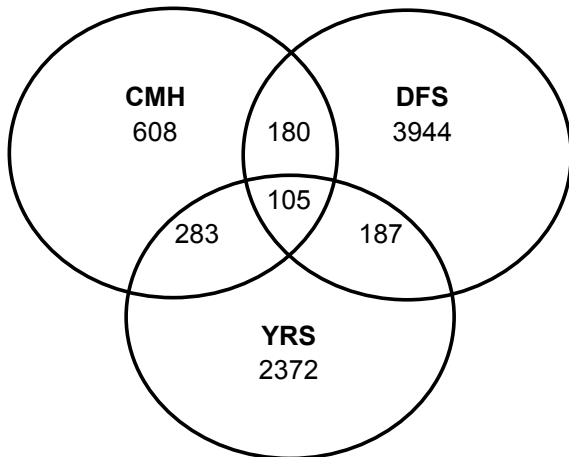
Client Distribution by Division		
	<u>Frequency</u>	<u>Percent</u>
CMH	703	8.8
DFS	4153	51.8
YRS	2329	29.0
CMH&DFS	237	3.0
CMH&YRS	308	3.8
DFS&YRS	186	2.3
CMH&DFS&YRS	109	1.4
Total	8025	100.0

Departmental Client Distribution - July 31, 2007



Client Distribution by Division		
	<u>Frequency</u>	<u>Percent</u>
CMH	752	9.6
DFS	3939	50.5
YRS	2280	29.2
CMH&DFS	222	2.8
CMH&YRS	316	4.0
DFS&YRS	197	2.5
CMH&DFS&YRS	98	1.3
Total	7804	100.0

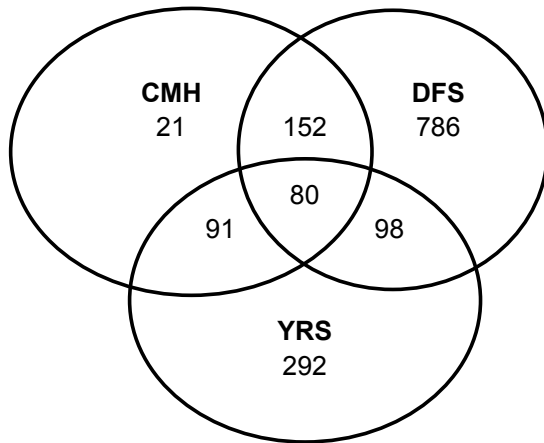
Departmental Client Distribution - August 31, 2006



Client Distribution by Division		
	<u>Frequency</u>	<u>Percent</u>
CMH	608	7.9
DFS	3944	51.4
YRS	2372	30.9
CMH&DFS	180	2.3
CMH&YRS	283	3.7
DFS&YRS	187	2.4
CMH&DFS&YRS	105	1.4
Total	7679	100.0

Departmental Out of Home Client Distribution - August 31, 2007

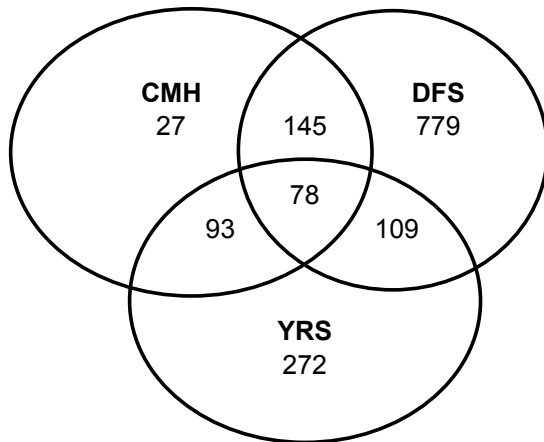
Client Location: Out-of-Home



	At-Home	Out-of-Home	Total
CMH	682	21	703
DFS	3367	786	4153
YRS	2037	292	2329
CMH&DFS	85	152	237
CMH&YRS	217	91	308
DFS&YRS	88	98	186
CMH&DFS&YRS	29	80	109
Total	6505	1520	8025

Departmental Out of Home Client Distribution - July 31, 2007

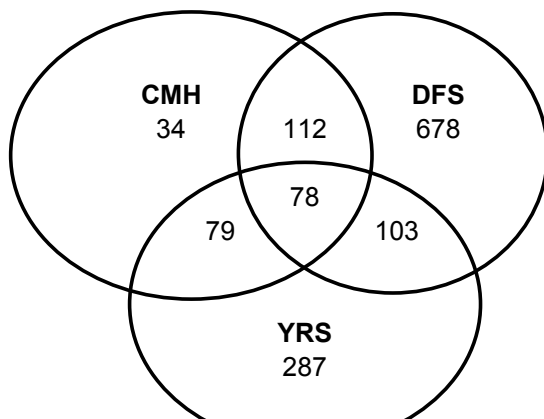
Client Location: Out-of-Home



	At-Home	Out-of-Home	Total
CMH	725	27	752
DFS	3160	779	3939
YRS	2008	272	2280
CMH&DFS	77	145	222
CMH&YRS	223	93	316
DFS&YRS	88	109	197
CMH&DFS&YRS	20	78	98
Total	6301	1503	7804

Departmental Out of Home Client Distribution - August 31, 2006

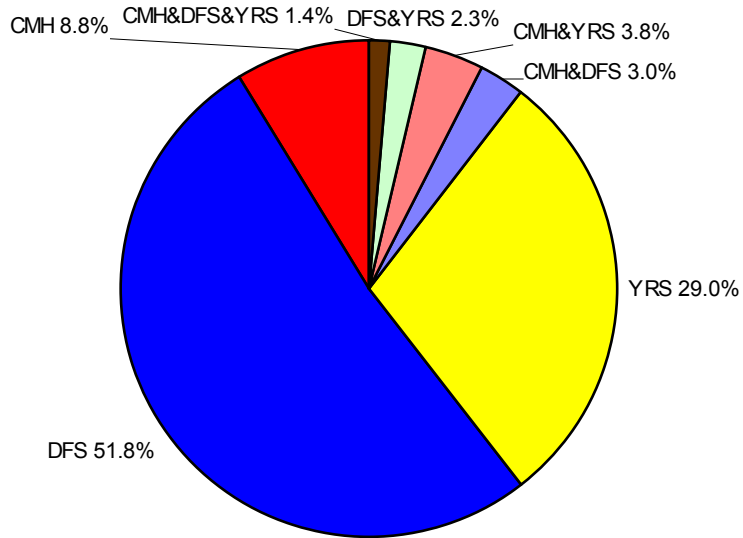
Client Location: Out-of-Home



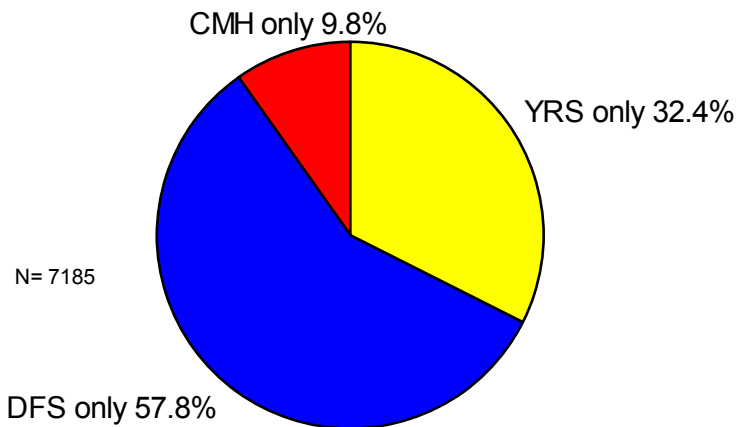
	At-Home	Out-of-Home	Total
CMH	574	34	608
DFS	3266	678	3944
YRS	2085	287	2372
CMH&DFS	68	112	180
CMH&YRS	204	79	283
DFS&YRS	84	103	187
CMH&DFS&YRS	27	78	105
Total	6308	1371	7679



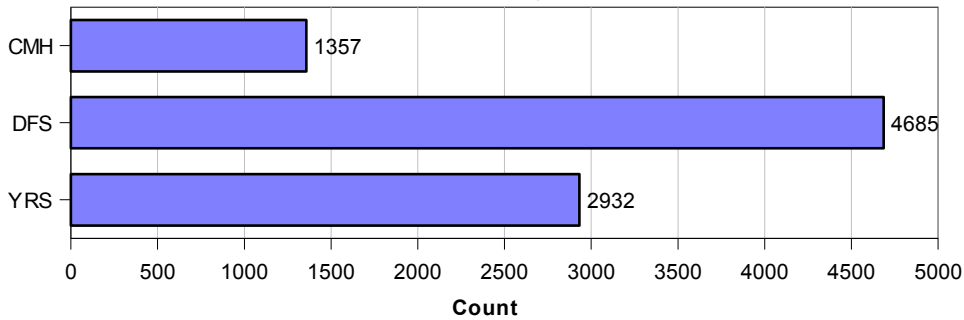
Where were clients enrolled on August 31, 2007?



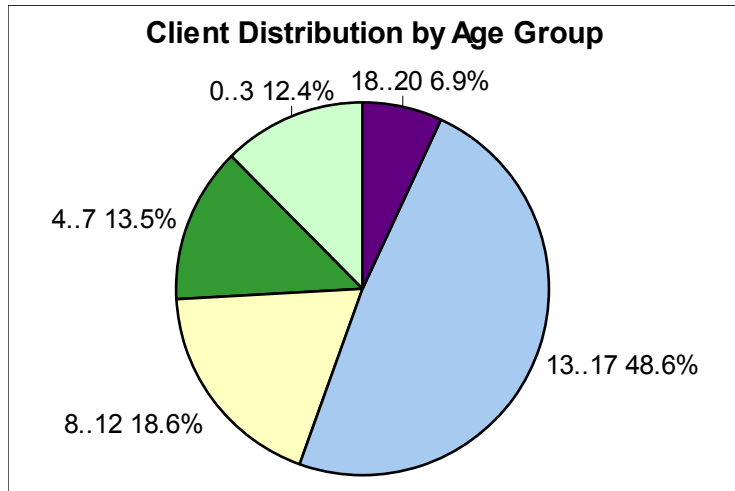
Clients Served By Only One Division



Clients Served by Division



All Clients by Age Group		
	Frequency	Percent
0..3	997	12.4
4..7	1082	13.5
8..12	1493	18.6
13..17	3898	48.6
18..20	555	6.9
Total	8025	100.0

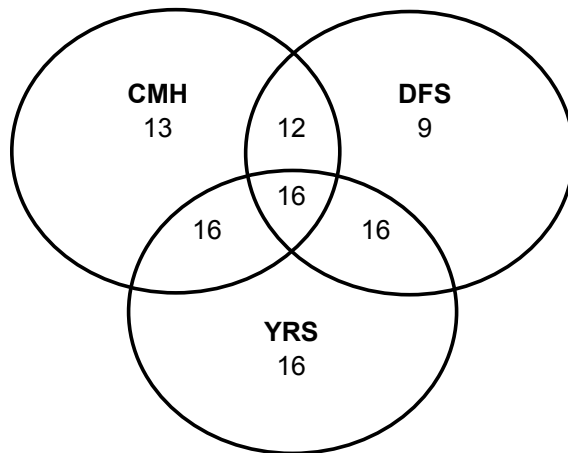


Mean Age by Location	
	Mean
At-Home	12
Out-of-Home	12
Total	12

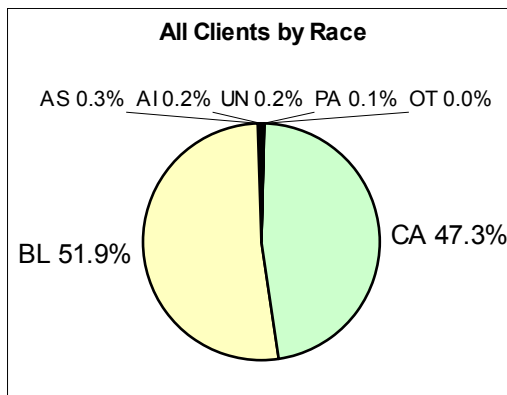
Mean Age by Gender	
	Mean
Female	11
Male	13
Total	12

Mean Age by Division	
	Mean
CMH	13
DFS	9
YRS	16
CMH&DFS	12
CMH&YRS	16
DFS&YRS	16
CMH&DFS&YRS	16
Total	12

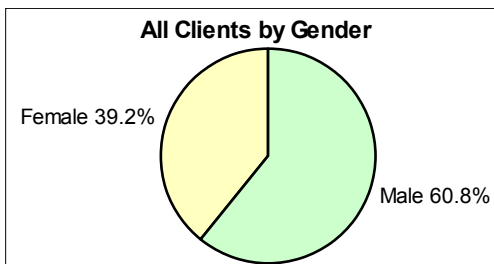
Mean Age by Division



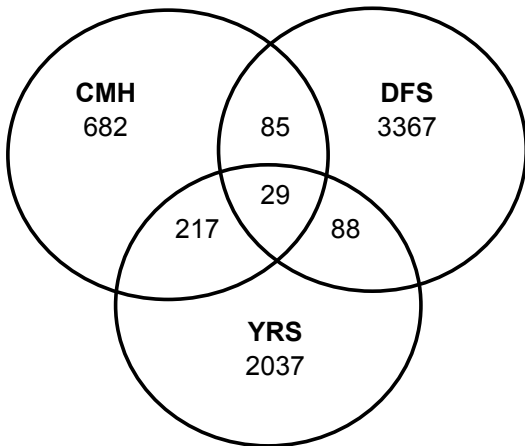
All Clients by Race		
	Frequency	Percent
AI	13	0.2
AS	27	0.3
BL	4161	51.9
CA	3792	47.3
OT	3	0.0
PA	10	0.1
UN	19	0.2
Total	8025	100.0



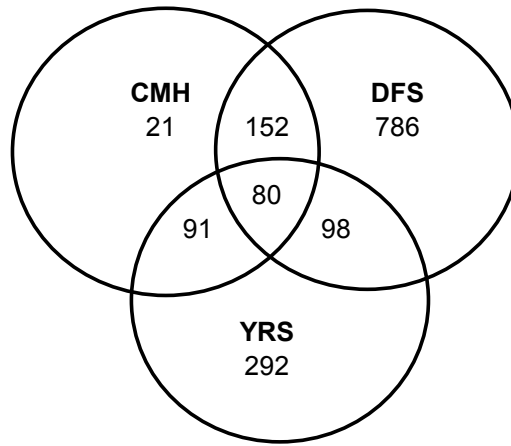
All Clients by Gender		
	Frequency	Percent
Female	3143	39.2
Male	4882	60.8
Total	8025	100.0



Client Location: At-Home



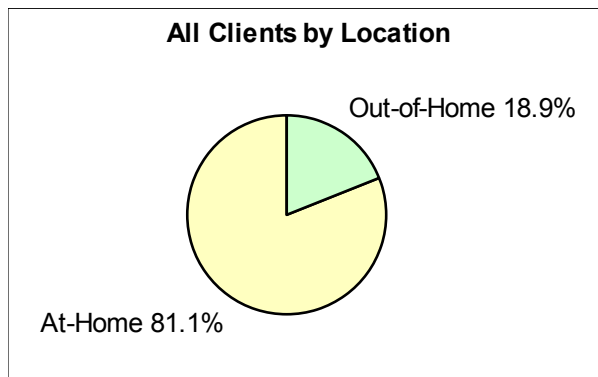
Client Location: Out-of-Home



Client Location by Division			
	At-Home	Out-of-Home	Total
CMH	682	21	703
DFS	3367	786	4153
YRS	2037	292	2329
CMH&DFS	85	152	237
CMH&YRS	217	91	308
DFS&YRS	88	98	186
CMH&DFS&YRS	29	80	109
Total	6505	1520	8025

Client Location by Division, %			
	At-Home	Out-of-Home	Total
CMH	97.0	3.0	100.0
DFS	81.1	18.9	100.0
YRS	87.5	12.5	100.0
CMH&DFS	35.9	64.1	100.0
CMH&YRS	70.5	29.5	100.0
DFS&YRS	47.3	52.7	100.0
CMH&DFS&YRS	26.6	73.4	100.0
Total	81.1	18.9	100.0

All Clients by Location		
	Frequency	Percent
At-Home	6505	81.1
Out-of-Home	1520	18.9
Total	8025	100.0



Venn Report: A Monthly Snapshot of DSCYF Client Enrollment

A snapshot is produced monthly representing client enrollment records open in FACTS on the last day of each month. Running the report is delayed one month to capture more complete client data. The analysis includes seven-celled Venn diagrams, charts, and tables to profile client distribution by

- division and multidivisional enrollment,
- client characteristics of age, gender, and race, and
- care location.

Client care location is defined as location of custodial care or residence of client. The "out-of-home" category is computed by using a table in FACTS that stores a summary of all past and current "out-of-home" care locations used for each client including, but not limited to, foster placement, group home, residential treatment, secure care, and hospitalization. If a client is currently in any such care setting, they are assigned to the "out-of-home" category. All other clients are assigned to the residual "at home" category.

Caution is advised in interpreting these data: client enrollment numbers do not represent all persons who were receiving DSCYF services on the target date. They do, however, represent an unduplicated number of persons recorded in FACTS identified as clients under age 21 years with open cases on the target date. The following summarizes criteria for including clients in the enrollment numbers:

- Persons in FACTS identified as clients with open cases,
- Participants in cases open in one or more division -- includes family members and alleged victims,
- Clients under 21 years, and
- Clients meeting all above criteria on the last day of the month.
- [Program Group SBS is excluded \(04/30/2003\)](#)

Clients who are not counted include:

- Interstate Compact Administration cases (administrative cases only on paper)
- Clients in OCM review cases (would create duplicate counts)
- Clients with uncoded age or gender (missing data)

Persons receiving services from DSCYF and not in FACTS include persons served by programs such as:

- K - 3
- Prevention
- Safe and Stable Families
- Early Intervention
- CAS Consultation