

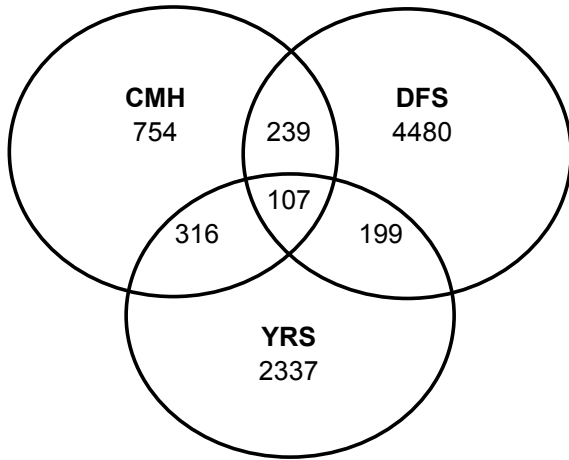
Venn Report

May 31, 2007 Snapshot



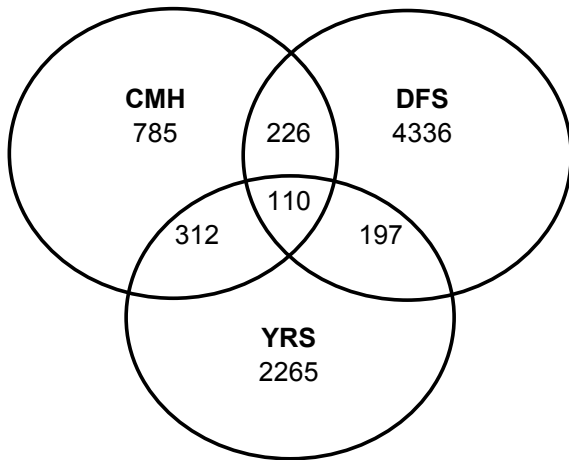
State

Departmental Client Distribution - May 31, 2007



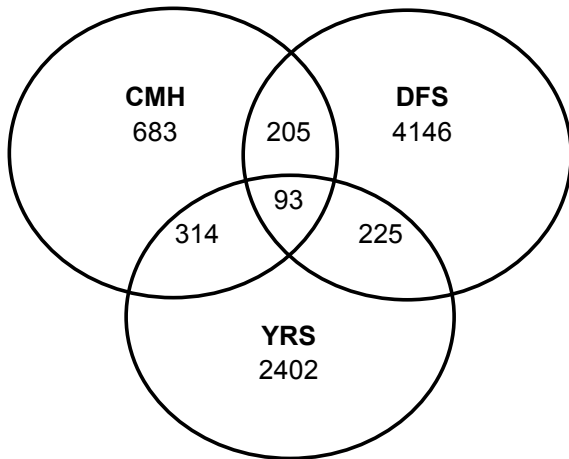
Client Distribution by Division		
	<u>Frequency</u>	<u>Percent</u>
CMH	754	8.9
DFS	4480	53.1
YRS	2337	27.7
CMH&DFS	239	2.8
CMH&YRS	316	3.7
DFS&YRS	199	2.4
CMH&DFS&YRS	107	1.3
Total	8432	100.0

Departmental Client Distribution - April 30, 2007



Client Distribution by Division		
	<u>Frequency</u>	<u>Percent</u>
CMH	785	9.5
DFS	4336	52.7
YRS	2265	27.5
CMH&DFS	226	2.7
CMH&YRS	312	3.8
DFS&YRS	197	2.4
CMH&DFS&YRS	110	1.3
Total	8231	100.0

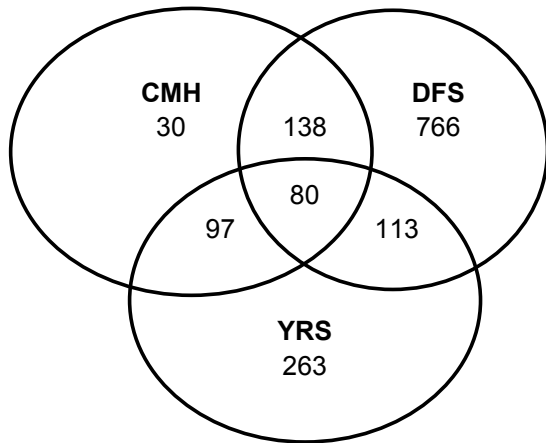
Departmental Client Distribution - May 31, 2006



Client Distribution by Division		
	<u>Frequency</u>	<u>Percent</u>
CMH	683	8.5
DFS	4146	51.4
YRS	2402	29.8
CMH&DFS	205	2.5
CMH&YRS	314	3.9
DFS&YRS	225	2.8
CMH&DFS&YRS	93	1.2
Total	8068	100.0

Departmental Out of Home Client Distribution - May 31, 2007

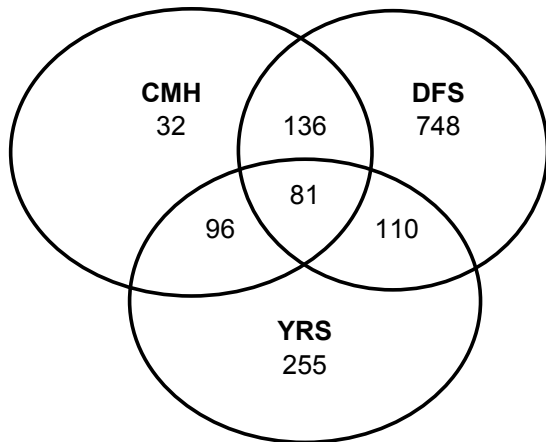
Client Location: Out-of-Home



	At-Home	Out-of-Home	Total
CMH	724	30	754
DFS	3714	766	4480
YRS	2074	263	2337
CMH&DFS	101	138	239
CMH&YRS	219	97	316
DFS&YRS	86	113	199
CMH&DFS&YRS	27	80	107
Total	6945	1487	8432

Departmental Out of Home Client Distribution - April 30, 2007

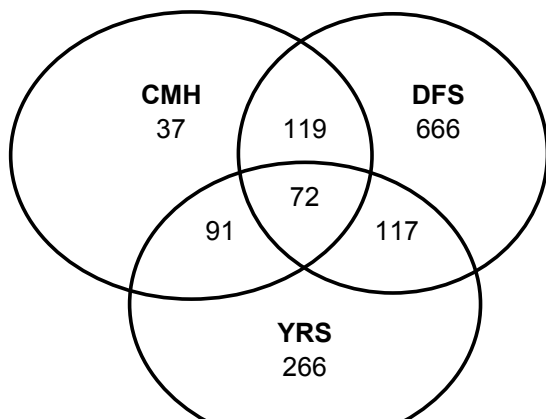
Client Location: Out-of-Home



	At-Home	Out-of-Home	Total
CMH	753	32	785
DFS	3588	748	4336
YRS	2010	255	2265
CMH&DFS	90	136	226
CMH&YRS	216	96	312
DFS&YRS	87	110	197
CMH&DFS&YRS	29	81	110
Total	6773	1458	8231

Departmental Out of Home Client Distribution - May 31, 2006

Client Location: Out-of-Home

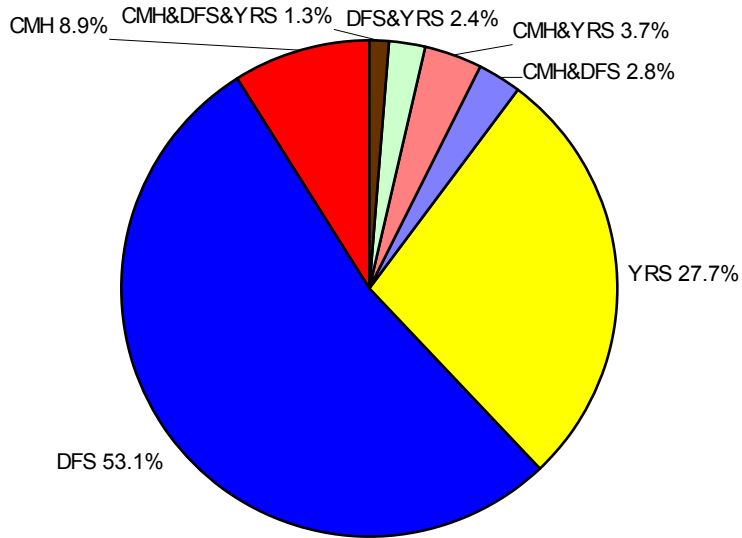


	At-Home	Out-of-Home	Total
CMH	646	37	683
DFS	3480	666	4146
YRS	2136	266	2402
CMH&DFS	86	119	205
CMH&YRS	223	91	314
DFS&YRS	108	117	225
CMH&DFS&YRS	21	72	93
Total	6700	1368	8068

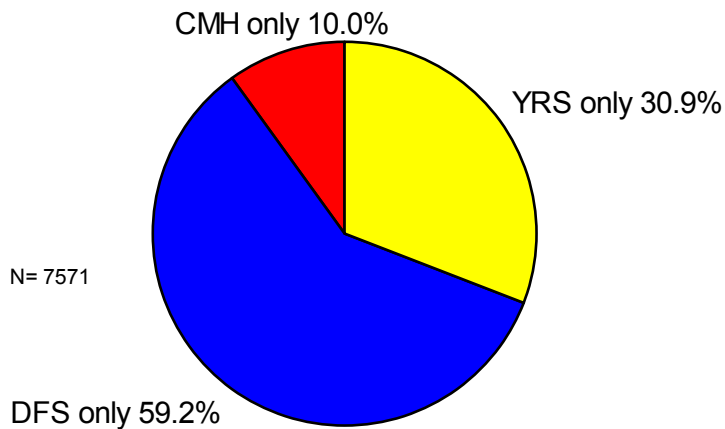
DSCYF Clients Ages 0 through 20 Years with Open Cases: May 31, 2007



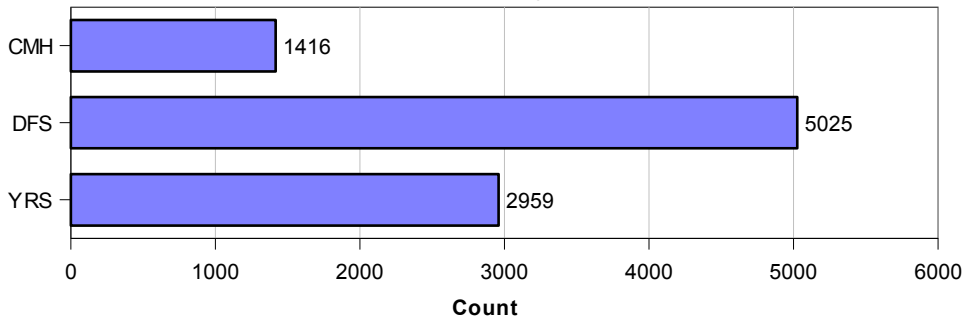
Where were clients enrolled on May 31, 2007?



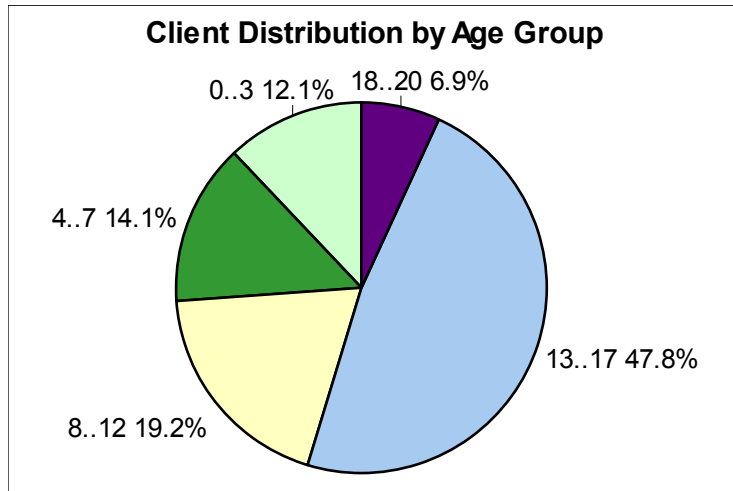
Clients Served By Only One Division



Clients Served by Division



All Clients by Age Group		
	Frequency	Percent
0..3	1017	12.1
4..7	1188	14.1
8..12	1616	19.2
13..17	4032	47.8
18..20	579	6.9
Total	8432	100.0

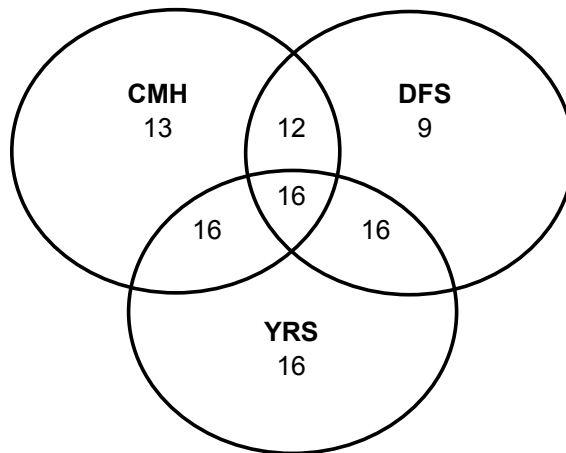


Mean Age by Location	
	Mean
At-Home	12
Out-of-Home	12
Total	12

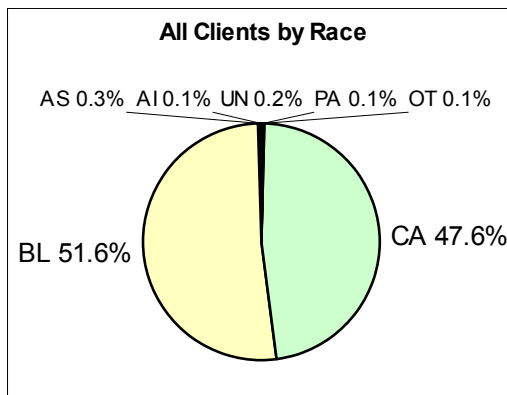
Mean Age by Gender	
	Mean
Female	11
Male	13
Total	12

Mean Age by Division	
	Mean
CMH	13
DFS	9
YRS	16
CMH&DFS	12
CMH&YRS	16
DFS&YRS	16
CMH&DFS&YRS	16
Total	12

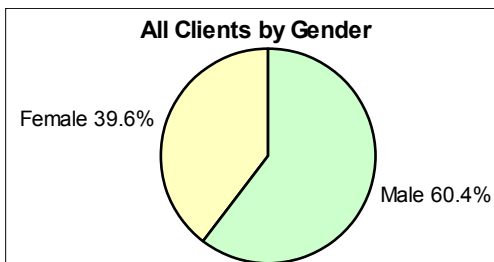
Mean Age by Division



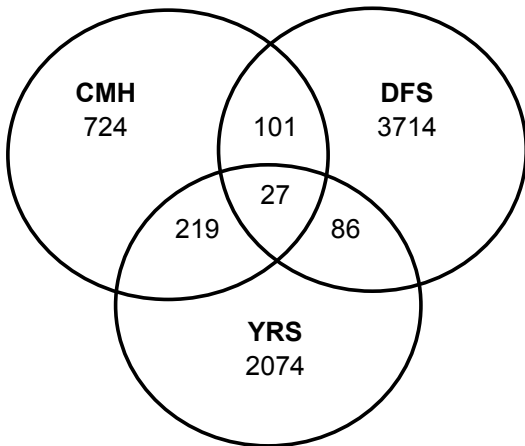
All Clients by Race		
	Frequency	Percent
AI	10	0.1
AS	28	0.3
BL	4350	51.6
CA	4011	47.6
OT	8	0.1
PA	12	0.1
UN	13	0.2
Total	8432	100.0



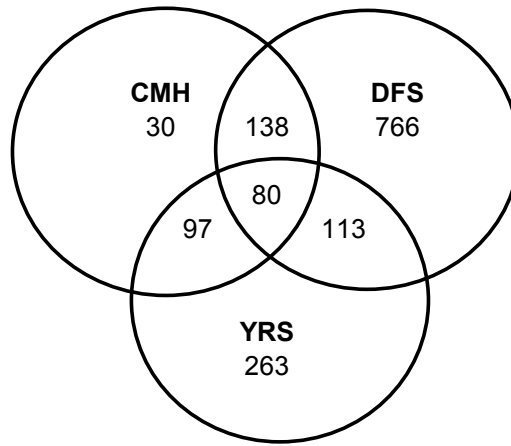
All Clients by Gender		
	Frequency	Percent
Female	3343	39.6
Male	5089	60.4
Total	8432	100.0



Client Location: At-Home



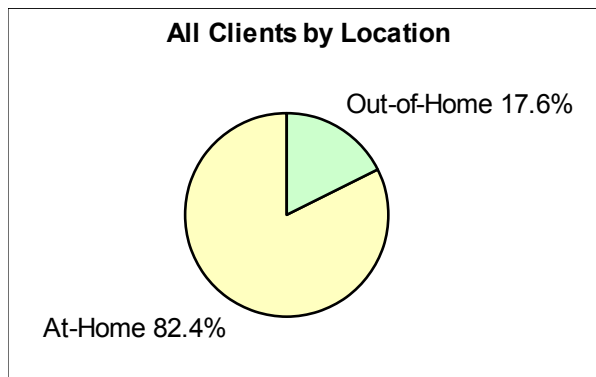
Client Location: Out-of-Home



Client Location by Division			
	At-Home	Out-of-Home	Total
CMH	724	30	754
DFS	3714	766	4480
YRS	2074	263	2337
CMH&DFS	101	138	239
CMH&YRS	219	97	316
DFS&YRS	86	113	199
CMH&DFS&YRS	27	80	107
Total	6945	1487	8432

Client Location by Division, %			
	At-Home	Out-of-Home	Total
CMH	96.0	4.0	100.0
DFS	82.9	17.1	100.0
YRS	88.7	11.3	100.0
CMH&DFS	42.3	57.7	100.0
CMH&YRS	69.3	30.7	100.0
DFS&YRS	43.2	56.8	100.0
CMH&DFS&YRS	25.2	74.8	100.0
Total	82.4	17.6	100.0

All Clients by Location		
	Frequency	Percent
At-Home	6945	82.4
Out-of-Home	1487	17.6
Total	8432	100.0



Venn Report: A Monthly Snapshot of DSCYF Client Enrollment

A snapshot is produced monthly representing client enrollment records open in FACTS on the last day of each month. Running the report is delayed one month to capture more complete client data. The analysis includes seven-celled Venn diagrams, charts, and tables to profile client distribution by

- division and multidivisional enrollment,
- client characteristics of age, gender, and race, and
- care location.

Client care location is defined as location of custodial care or residence of client. The "out-of-home" category is computed by using a table in FACTS that stores a summary of all past and current "out-of-home" care locations used for each client including, but not limited to, foster placement, group home, residential treatment, secure care, and hospitalization. If a client is currently in any such care setting, they are assigned to the "out-of-home" category. All other clients are assigned to the residual "at home" category.

Caution is advised in interpreting these data: client enrollment numbers do not represent all persons who were receiving DSCYF services on the target date. They do, however, represent an unduplicated number of persons recorded in FACTS identified as clients under age 21 years with open cases on the target date. The following summarizes criteria for including clients in the enrollment numbers:

- Persons in FACTS identified as clients with open cases,
- Participants in cases open in one or more division -- includes family members and alleged victims,
- Clients under 21 years, and
- Clients meeting all above criteria on the last day of the month.
- [Program Group SBS is excluded \(04/30/2003\)](#)

Clients who are not counted include:

- Interstate Compact Administration cases (administrative cases only on paper)
- Clients in OCM review cases (would create duplicate counts)
- Clients with uncoded age or gender (missing data)

Persons receiving services from DSCYF and not in FACTS include persons served by programs such as:

- K - 3
- Prevention
- Safe and Stable Families
- Early Intervention
- CAS Consultation