

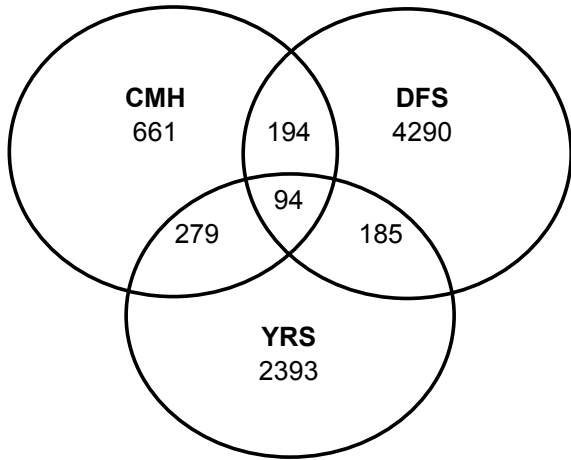
Venn Report

January 31, 2007 Snapshot



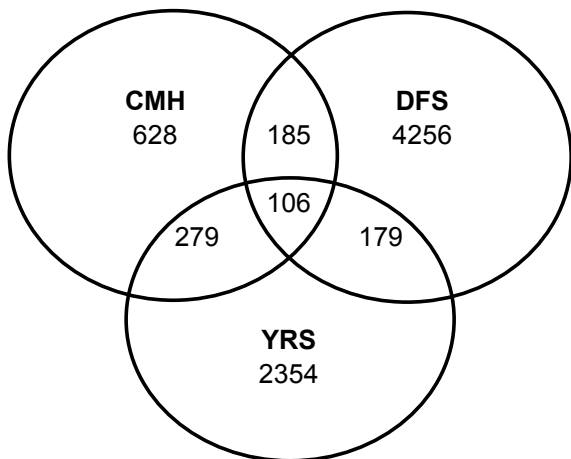
State

Departmental Client Distribution - January 31, 2007



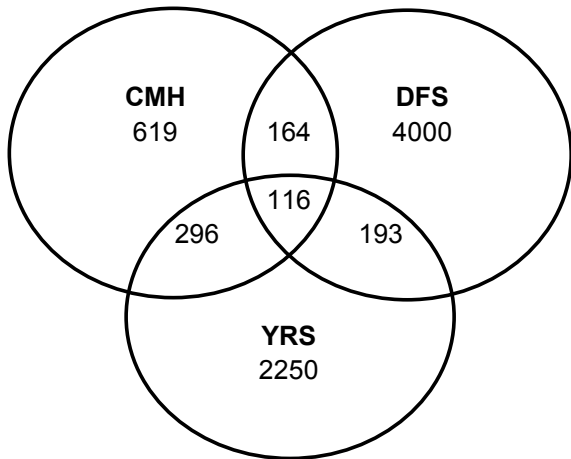
| Client Distribution by Division | | |
|--|------------------|----------------|
| | <u>Frequency</u> | <u>Percent</u> |
| CMH | 661 | 8.2 |
| DFS | 4290 | 53.0 |
| YRS | 2393 | 29.6 |
| CMH&DFS | 194 | 2.4 |
| CMH&YRS | 279 | 3.4 |
| DFS&YRS | 185 | 2.3 |
| CMH&DFS&YRS | 94 | 1.2 |
| Total | 8096 | 100.0 |

Departmental Client Distribution - December 31, 2006



| Client Distribution by Division | | |
|--|------------------|----------------|
| | <u>Frequency</u> | <u>Percent</u> |
| CMH | 628 | 7.9 |
| DFS | 4256 | 53.3 |
| YRS | 2354 | 29.5 |
| CMH&DFS | 185 | 2.3 |
| CMH&YRS | 279 | 3.5 |
| DFS&YRS | 179 | 2.2 |
| CMH&DFS&YRS | 106 | 1.3 |
| Total | 7987 | 100.0 |

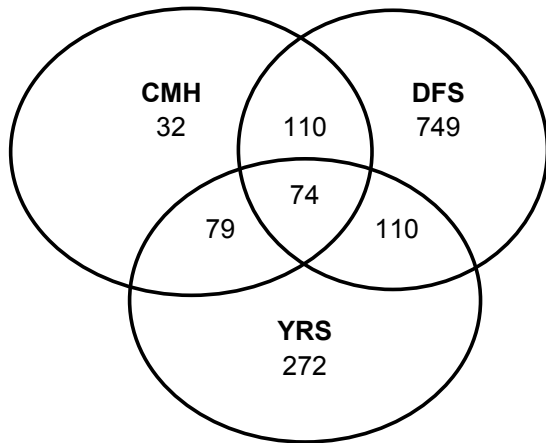
Departmental Client Distribution - January 31, 2006



| Client Distribution by Division | | |
|--|------------------|----------------|
| | <u>Frequency</u> | <u>Percent</u> |
| CMH | 619 | 8.1 |
| DFS | 4000 | 52.4 |
| YRS | 2250 | 29.5 |
| CMH&DFS | 164 | 2.1 |
| CMH&YRS | 296 | 3.9 |
| DFS&YRS | 193 | 2.5 |
| CMH&DFS&YRS | 116 | 1.5 |
| Total | 7638 | 100.0 |

Departmental Out of Home Client Distribution - January 31, 2007

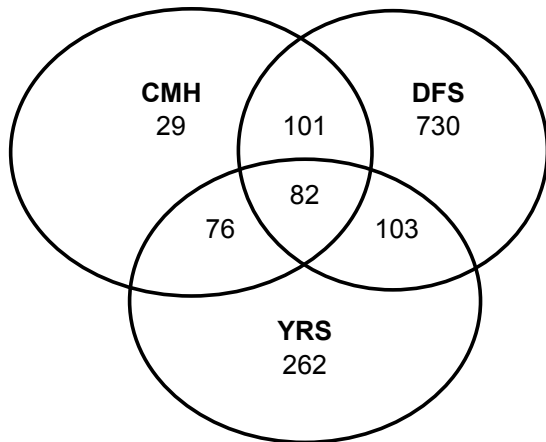
Client Location: Out-of-Home



| | At-Home | Out-of-Home | Total |
|--------------|-------------|-------------|-------------|
| CMH | 629 | 32 | 661 |
| DFS | 3541 | 749 | 4290 |
| YRS | 2121 | 272 | 2393 |
| CMH&DFS | 84 | 110 | 194 |
| CMH&YRS | 200 | 79 | 279 |
| DFS&YRS | 75 | 110 | 185 |
| CMH&DFS&YRS | 20 | 74 | 94 |
| Total | 6670 | 1426 | 8096 |

Departmental Out of Home Client Distribution - December 31, 2006

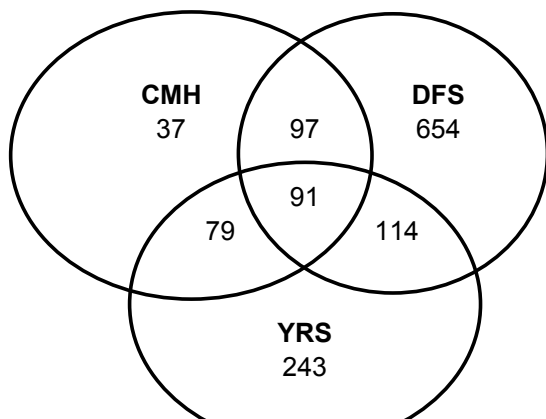
Client Location: Out-of-Home



| | At-Home | Out-of-Home | Total |
|--------------|-------------|-------------|-------------|
| CMH | 599 | 29 | 628 |
| DFS | 3526 | 730 | 4256 |
| YRS | 2092 | 262 | 2354 |
| CMH&DFS | 84 | 101 | 185 |
| CMH&YRS | 203 | 76 | 279 |
| DFS&YRS | 76 | 103 | 179 |
| CMH&DFS&YRS | 24 | 82 | 106 |
| Total | 6604 | 1383 | 7987 |

Departmental Out of Home Client Distribution - January 31, 2006

Client Location: Out-of-Home

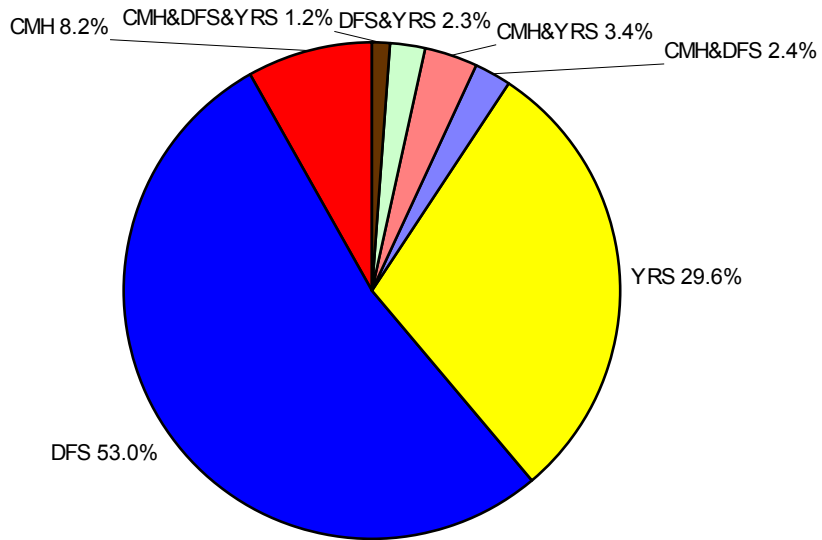


| | At-Home | Out-of-Home | Total |
|--------------|-------------|-------------|-------------|
| CMH | 582 | 37 | 619 |
| DFS | 3346 | 654 | 4000 |
| YRS | 2007 | 243 | 2250 |
| CMH&DFS | 67 | 97 | 164 |
| CMH&YRS | 217 | 79 | 296 |
| DFS&YRS | 79 | 114 | 193 |
| CMH&DFS&YRS | 25 | 91 | 116 |
| Total | 6323 | 1315 | 7638 |

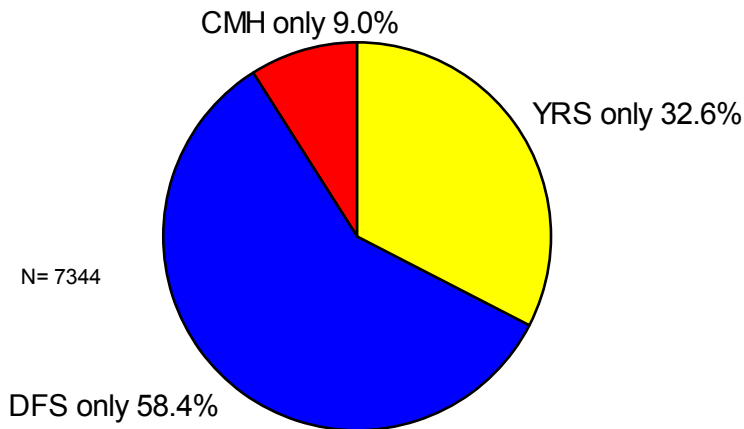
DSCYF Clients Ages 0 through 20 Years with Open Cases: January 31, 2007



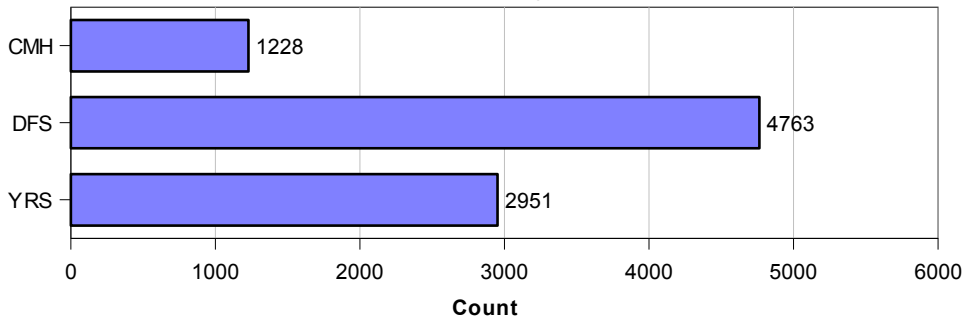
Where were clients enrolled on January 31, 2007?



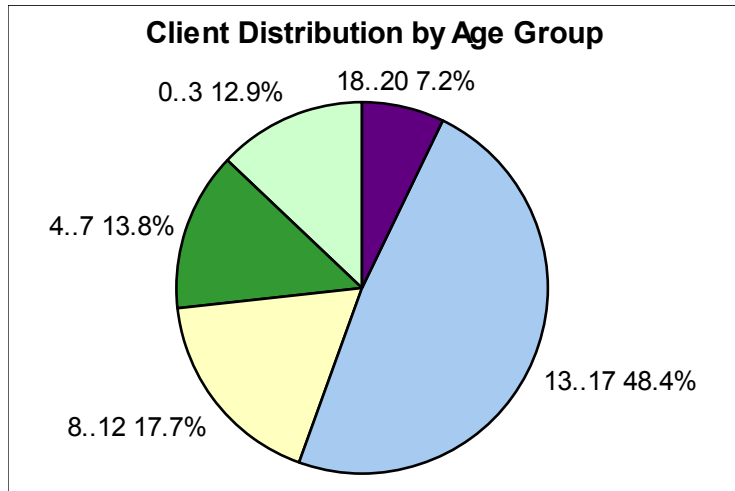
Clients Served By Only One Division



Clients Served by Division



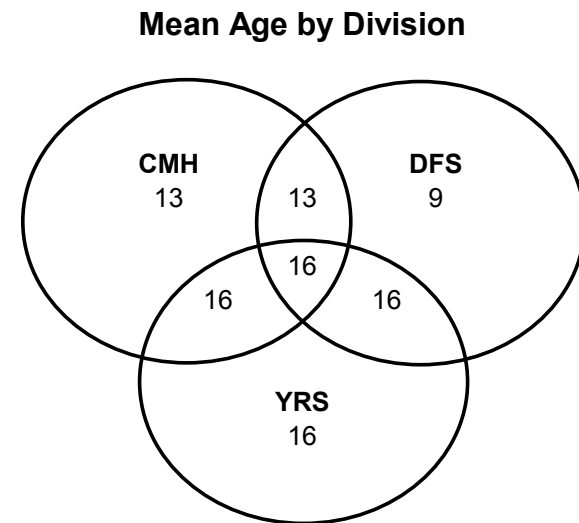
| All Clients by Age Group | | |
|--------------------------|-----------|---------|
| | Frequency | Percent |
| 0..3 | 1047 | 12.9 |
| 4..7 | 1118 | 13.8 |
| 8..12 | 1437 | 17.7 |
| 13..17 | 3915 | 48.4 |
| 18..20 | 579 | 7.2 |
| Total | 8096 | 100.0 |



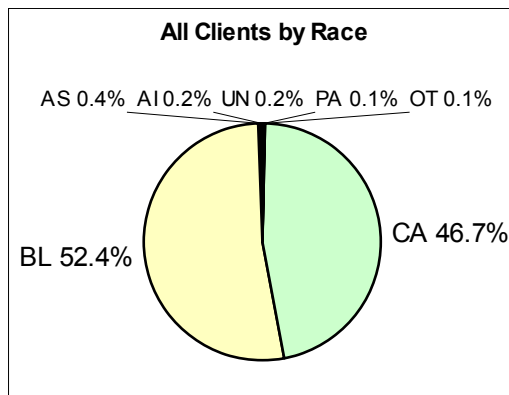
| Mean Age by Location | |
|----------------------|------|
| | Mean |
| At-Home | 12 |
| Out-of-Home | 12 |
| Total | 12 |

| Mean Age by Gender | |
|--------------------|------|
| | Mean |
| Female | 11 |
| Male | 13 |
| Total | 12 |

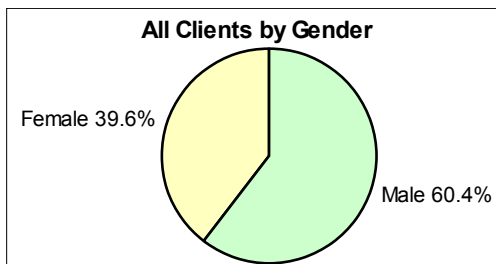
| Mean Age by Division | |
|----------------------|------|
| | Mean |
| CMH | 13 |
| DFS | 9 |
| YRS | 16 |
| CMH&DFS | 13 |
| CMH&YRS | 16 |
| DFS&YRS | 16 |
| CMH&DFS&YRS | 16 |
| Total | 12 |



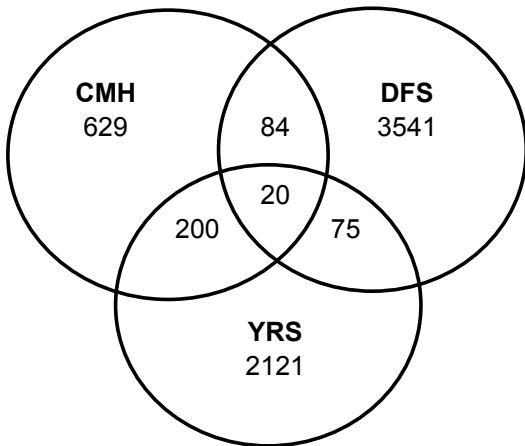
| All Clients by Race | | |
|---------------------|-----------|---------|
| | Frequency | Percent |
| AI | 17 | 0.2 |
| AS | 29 | 0.4 |
| BL | 4241 | 52.4 |
| CA | 3780 | 46.7 |
| OT | 5 | 0.1 |
| PA | 11 | 0.1 |
| UN | 13 | 0.2 |
| Total | 8096 | 100.0 |



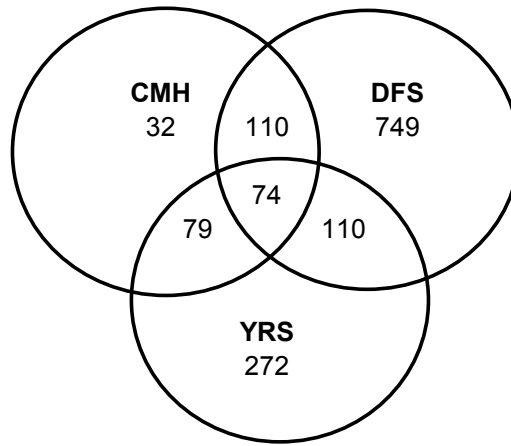
| All Clients by Gender | | |
|-----------------------|-----------|---------|
| | Frequency | Percent |
| Female | 3202 | 39.6 |
| Male | 4894 | 60.4 |
| Total | 8096 | 100.0 |



Client Location: At-Home



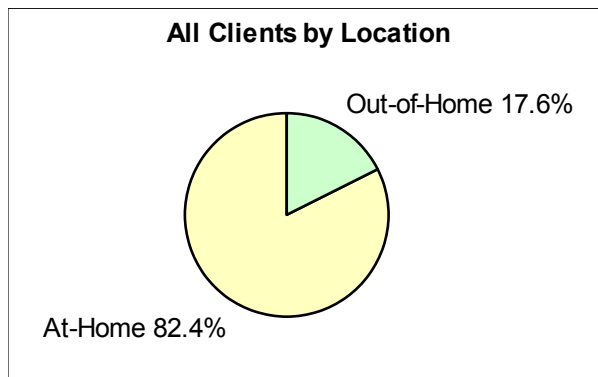
Client Location: Out-of-Home



| Client Location by Division | | | |
|-----------------------------|---------|-------------|-------|
| | At-Home | Out-of-Home | Total |
| CMH | 629 | 32 | 661 |
| DFS | 3541 | 749 | 4290 |
| YRS | 2121 | 272 | 2393 |
| CMH&DFS | 84 | 110 | 194 |
| CMH&YRS | 200 | 79 | 279 |
| DFS&YRS | 75 | 110 | 185 |
| CMH&DFS&YRS | 20 | 74 | 94 |
| Total | 6670 | 1426 | 8096 |

| Client Location by Division, % | | | |
|--------------------------------|---------|-------------|-------|
| | At-Home | Out-of-Home | Total |
| CMH | 95.2 | 4.8 | 100.0 |
| DFS | 82.5 | 17.5 | 100.0 |
| YRS | 88.6 | 11.4 | 100.0 |
| CMH&DFS | 43.3 | 56.7 | 100.0 |
| CMH&YRS | 71.7 | 28.3 | 100.0 |
| DFS&YRS | 40.5 | 59.5 | 100.0 |
| CMH&DFS&YRS | 21.3 | 78.7 | 100.0 |
| Total | 82.4 | 17.6 | 100.0 |

| All Clients by Location | | |
|-------------------------|-----------|---------|
| | Frequency | Percent |
| At-Home | 6670 | 82.4 |
| Out-of-Home | 1426 | 17.6 |
| Total | 8096 | 100.0 |



Venn Report: A Monthly Snapshot of DSCYF Client Enrollment

A snapshot is produced monthly representing client enrollment records open in FACTS on the last day of each month. Running the report is delayed one month to capture more complete client data. The analysis includes seven-celled Venn diagrams, charts, and tables to profile client distribution by

- division and multidivisional enrollment,
- client characteristics of age, gender, and race, and
- care location.

Client care location is defined as location of custodial care or residence of client. The "out-of-home" category is computed by using a table in FACTS that stores a summary of all past and current "out-of-home" care locations used for each client including, but not limited to, foster placement, group home, residential treatment, secure care, and hospitalization. If a client is currently in any such care setting, they are assigned to the "out-of-home" category. All other clients are assigned to the residual "at home" category.

Caution is advised in interpreting these data: client enrollment numbers do not represent all persons who were receiving DSCYF services on the target date. They do, however, represent an unduplicated number of persons recorded in FACTS identified as clients under age 21 years with open cases on the target date. The following summarizes criteria for including clients in the enrollment numbers:

- Persons in FACTS identified as clients with open cases,
- Participants in cases open in one or more division -- includes family members and alleged victims,
- Clients under 21 years, and
- Clients meeting all above criteria on the last day of the month.
- [Program Group SBS is excluded \(04/30/2003\)](#)

Clients who are not counted include:

- Interstate Compact Administration cases (administrative cases only on paper)
- Clients in OCM review cases (would create duplicate counts)
- Clients with uncoded age or gender (missing data)

Persons receiving services from DSCYF and not in FACTS include persons served by programs such as:

- K - 3
- Prevention
- Safe and Stable Families
- Early Intervention
- CAS Consultation