

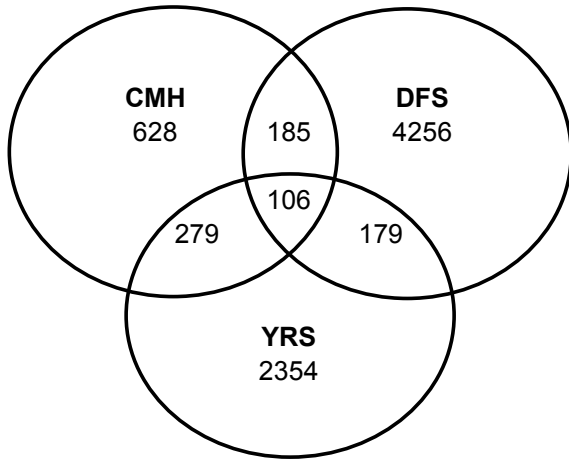
Venn Report

December 31, 2006 Snapshot



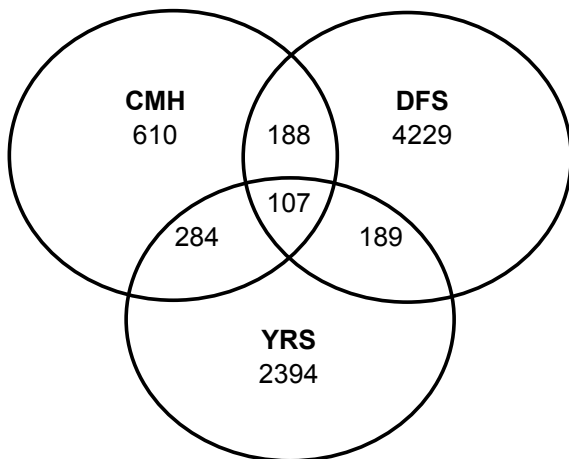
State

Departmental Client Distribution - December 31, 2006



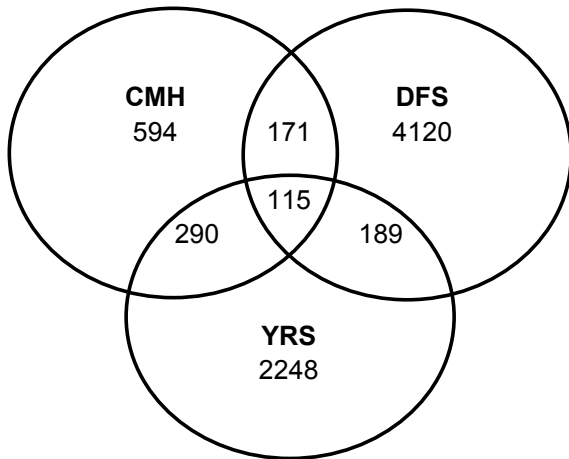
Client Distribution by Division		
	<u>Frequency</u>	<u>Percent</u>
CMH	628	7.9
DFS	4256	53.3
YRS	2354	29.5
CMH&DFS	185	2.3
CMH&YRS	279	3.5
DFS&YRS	179	2.2
CMH&DFS&YRS	106	1.3
Total	7987	100.0

Departmental Client Distribution - November 30, 2006



Client Distribution by Division		
	<u>Frequency</u>	<u>Percent</u>
CMH	610	7.6
DFS	4229	52.9
YRS	2394	29.9
CMH&DFS	188	2.3
CMH&YRS	284	3.5
DFS&YRS	189	2.4
CMH&DFS&YRS	107	1.3
Total	8001	100.0

Departmental Client Distribution - December 31, 2005

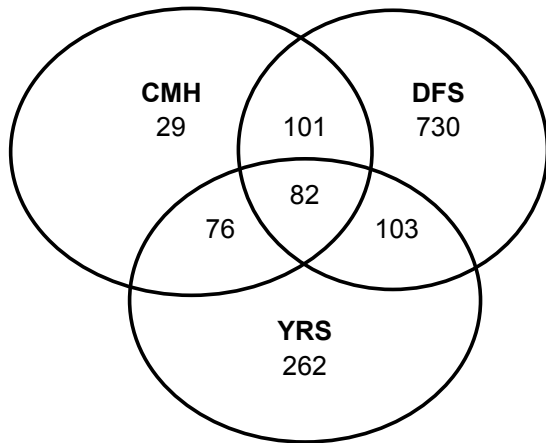


Client Distribution by Division		
	<u>Frequency</u>	<u>Percent</u>
CMH	594	7.7
DFS	4120	53.3
YRS	2248	29.1
CMH&DFS	171	2.2
CMH&YRS	290	3.8
DFS&YRS	189	2.4
CMH&DFS&YRS	115	1.5
Total	7727	100.0

DSCYF Clients Ages 0 through 20 Years with Open Cases: December 31, 2006

Departmental Out of Home Client Distribution - December 31, 2006

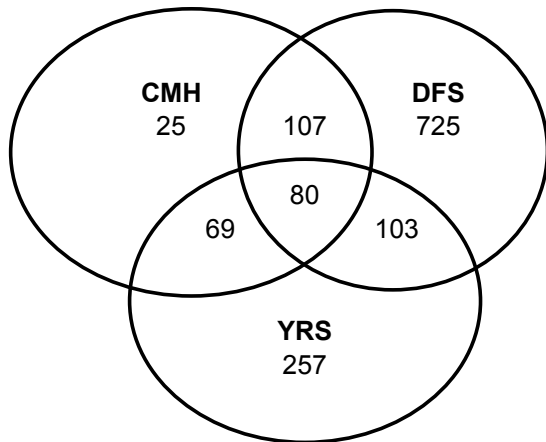
Client Location: Out-of-Home



	At-Home	Out-of-Home	Total
CMH	599	29	628
DFS	3526	730	4256
YRS	2092	262	2354
CMH&DFS	84	101	185
CMH&YRS	203	76	279
DFS&YRS	76	103	179
CMH&DFS&YRS	24	82	106
Total	6604	1383	7987

Departmental Out of Home Client Distribution - November 30, 2006

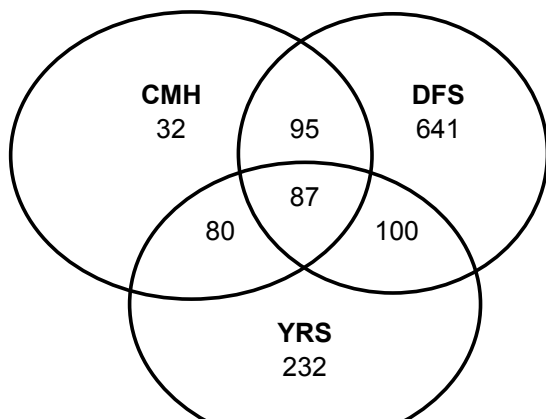
Client Location: Out-of-Home



	At-Home	Out-of-Home	Total
CMH	585	25	610
DFS	3504	725	4229
YRS	2137	257	2394
CMH&DFS	81	107	188
CMH&YRS	215	69	284
DFS&YRS	86	103	189
CMH&DFS&YRS	27	80	107
Total	6635	1366	8001

Departmental Out of Home Client Distribution - December 31, 2005

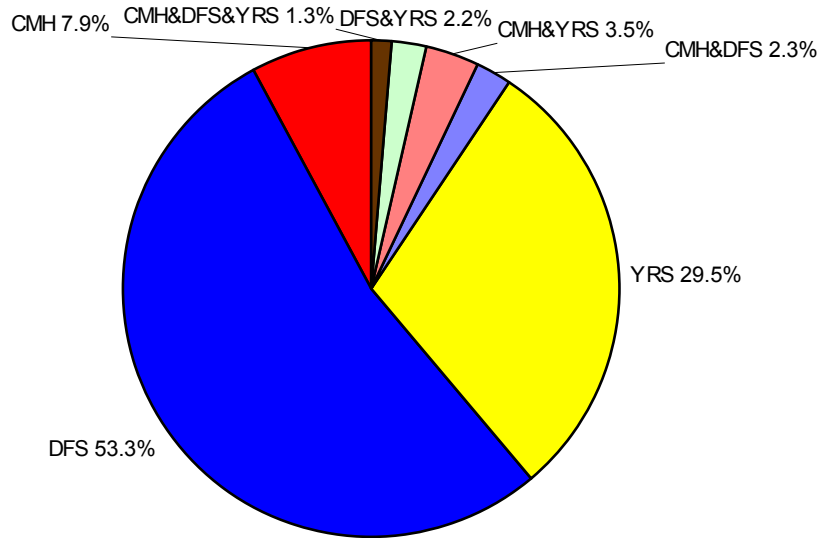
Client Location: Out-of-Home



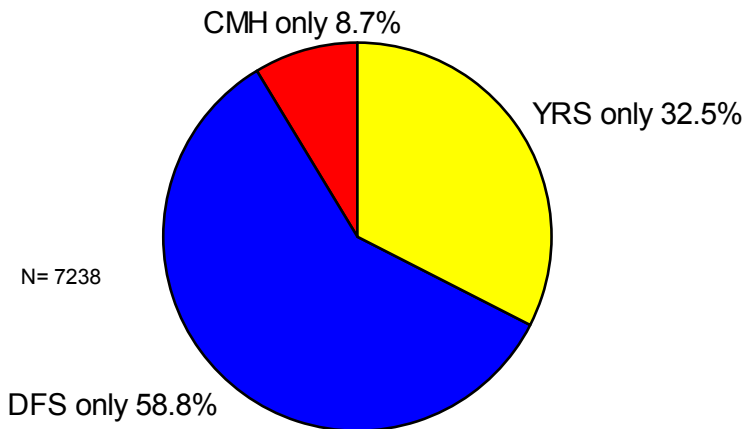
	At-Home	Out-of-Home	Total
CMH	562	32	594
DFS	3479	641	4120
YRS	2016	232	2248
CMH&DFS	76	95	171
CMH&YRS	210	80	290
DFS&YRS	89	100	189
CMH&DFS&YRS	28	87	115
Total	6460	1267	7727



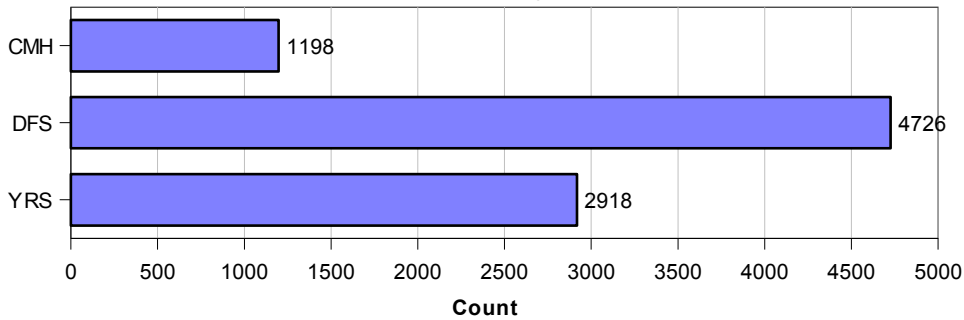
Where were clients enrolled on December 31, 2006?



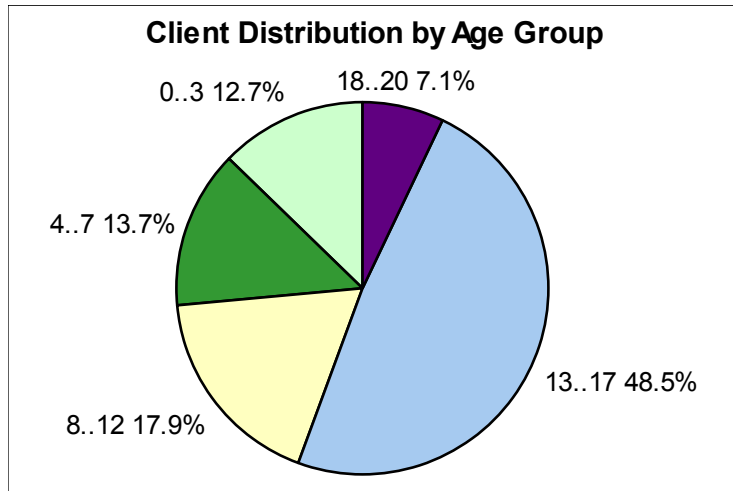
Clients Served By Only One Division



Clients Served by Division



All Clients by Age Group		
	<u>Frequency</u>	<u>Percent</u>
0..3	1017	12.7
4..7	1097	13.7
8..12	1432	17.9
13..17	3875	48.5
18..20	566	7.1
Total	7987	100.0

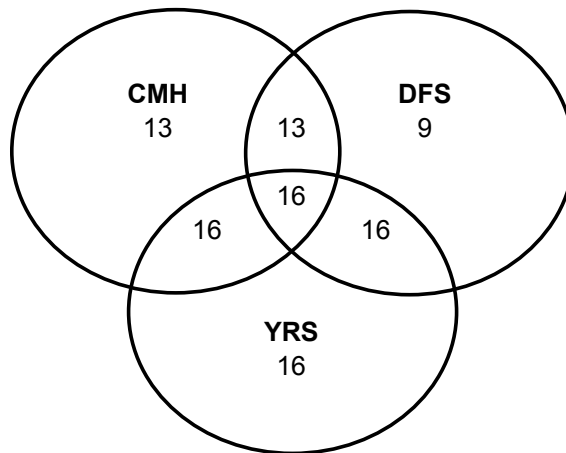


Mean Age by Location	
	<u>Mean</u>
At-Home	12
Out-of-Home	12
Total	12

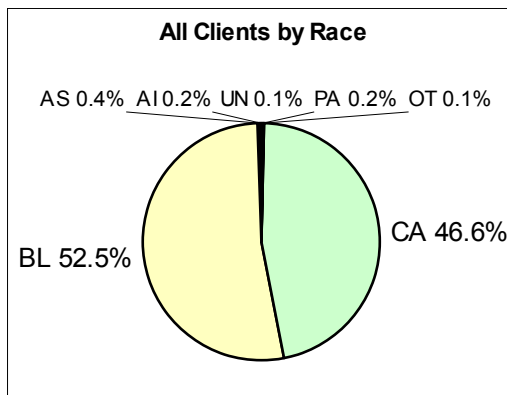
Mean Age by Gender	
	<u>Mean</u>
Female	11
Male	13
Total	12

Mean Age by Division	
	<u>Mean</u>
CMH	13
DFS	9
YRS	16
CMH&DFS	13
CMH&YRS	16
DFS&YRS	16
CMH&DFS&YRS	16
Total	12

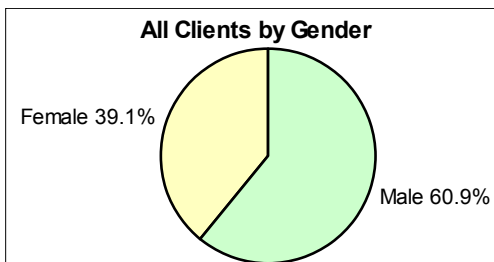
Mean Age by Division



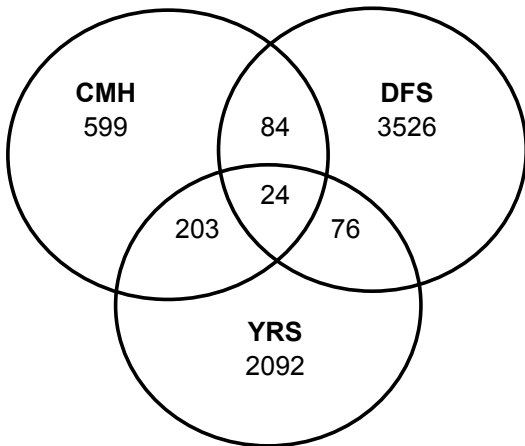
All Clients by Race		
	<u>Frequency</u>	<u>Percent</u>
AI	13	0.2
AS	29	0.4
BL	4196	52.5
CA	3720	46.6
OT	4	0.1
PA	14	0.2
UN	11	0.1
Total	7987	100.0



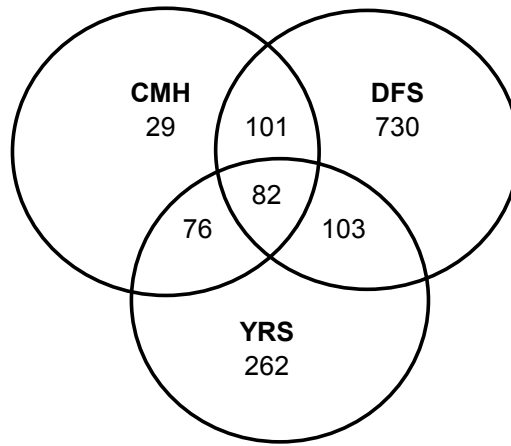
All Clients by Gender		
	<u>Frequency</u>	<u>Percent</u>
Female	3122	39.1
Male	4865	60.9
Total	7987	100.0



Client Location: At-Home



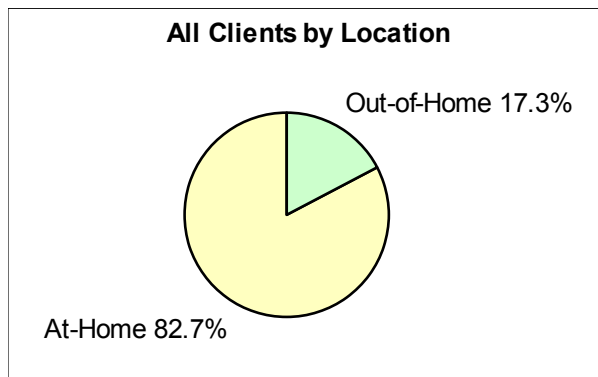
Client Location: Out-of-Home



Client Location by Division			
	At-Home	Out-of-Home	Total
CMH	599	29	628
DFS	3526	730	4256
YRS	2092	262	2354
CMH&DFS	84	101	185
CMH&YRS	203	76	279
DFS&YRS	76	103	179
CMH&DFS&YRS	24	82	106
Total	6604	1383	7987

Client Location by Division, %			
	At-Home	Out-of-Home	Total
CMH	95.4	4.6	100.0
DFS	82.8	17.2	100.0
YRS	88.9	11.1	100.0
CMH&DFS	45.4	54.6	100.0
CMH&YRS	72.8	27.2	100.0
DFS&YRS	42.5	57.5	100.0
CMH&DFS&YRS	22.6	77.4	100.0
Total	82.7	17.3	100.0

All Clients by Location		
	Frequency	Percent
At-Home	6604	82.7
Out-of-Home	1383	17.3
Total	7987	100.0



Venn Report: A Monthly Snapshot of DSCYF Client Enrollment

A snapshot is produced monthly representing client enrollment records open in FACTS on the last day of each month. Running the report is delayed one month to capture more complete client data. The analysis includes seven-celled Venn diagrams, charts, and tables to profile client distribution by

- division and multidivisional enrollment,
- client characteristics of age, gender, and race, and
- care location.

Client care location is defined as location of custodial care or residence of client. The "out-of-home" category is computed by using a table in FACTS that stores a summary of all past and current "out-of-home" care locations used for each client including, but not limited to, foster placement, group home, residential treatment, secure care, and hospitalization. If a client is currently in any such care setting, they are assigned to the "out-of-home" category. All other clients are assigned to the residual "at home" category.

Caution is advised in interpreting these data: client enrollment numbers do not represent all persons who were receiving DSCYF services on the target date. They do, however, represent an unduplicated number of persons recorded in FACTS identified as clients under age 21 years with open cases on the target date. The following summarizes criteria for including clients in the enrollment numbers:

- Persons in FACTS identified as clients with open cases,
- Participants in cases open in one or more division -- includes family members and alleged victims,
- Clients under 21 years, and
- Clients meeting all above criteria on the last day of the month.
- [Program Group SBS is excluded \(04/30/2003\)](#)

Clients who are not counted include:

- Interstate Compact Administration cases (administrative cases only on paper)
- Clients in OCM review cases (would create duplicate counts)
- Clients with uncoded age or gender (missing data)

Persons receiving services from DSCYF and not in FACTS include persons served by programs such as:

- K - 3
- Prevention
- Safe and Stable Families
- Early Intervention
- CAS Consultation