

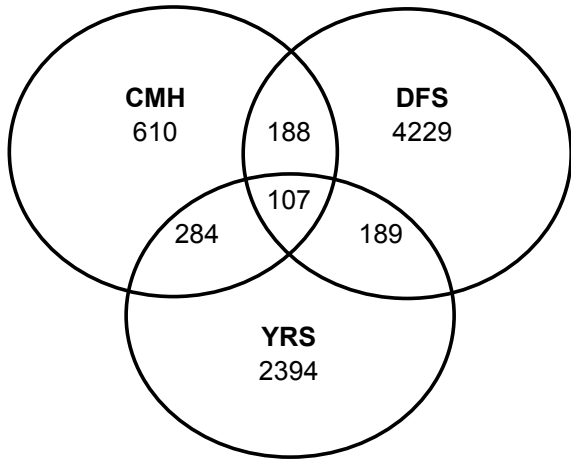
Venn Report

November 30, 2006 Snapshot



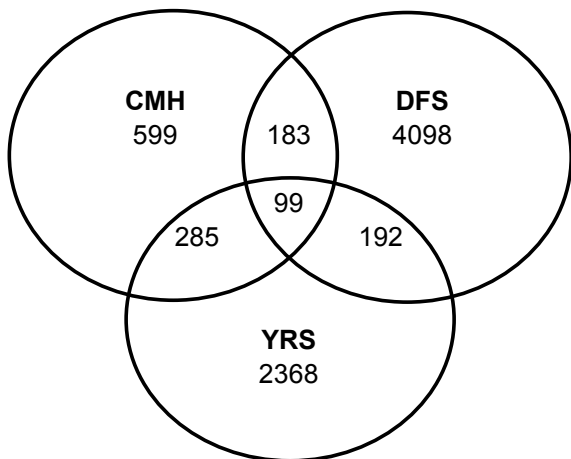
State

Departmental Client Distribution - November 30, 2006



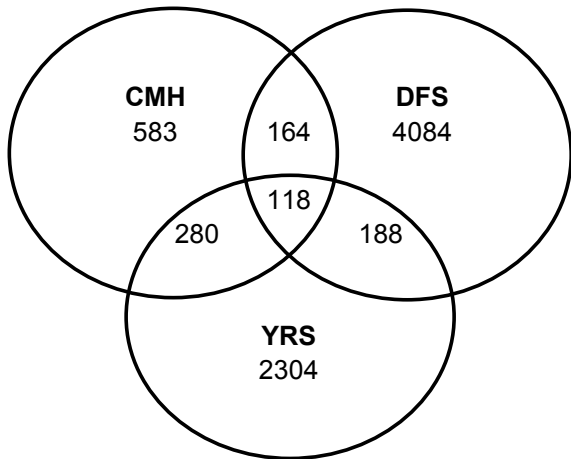
Client Distribution by Division		
	<u>Frequency</u>	<u>Percent</u>
CMH	610	7.6
DFS	4229	52.9
YRS	2394	29.9
CMH&DFS	188	2.3
CMH&YRS	284	3.5
DFS&YRS	189	2.4
CMH&DFS&YRS	107	1.3
Total	8001	100.0

Departmental Client Distribution - October 31, 2006



Client Distribution by Division		
	<u>Frequency</u>	<u>Percent</u>
CMH	599	7.7
DFS	4098	52.4
YRS	2368	30.3
CMH&DFS	183	2.3
CMH&YRS	285	3.6
DFS&YRS	192	2.5
CMH&DFS&YRS	99	1.3
Total	7824	100.0

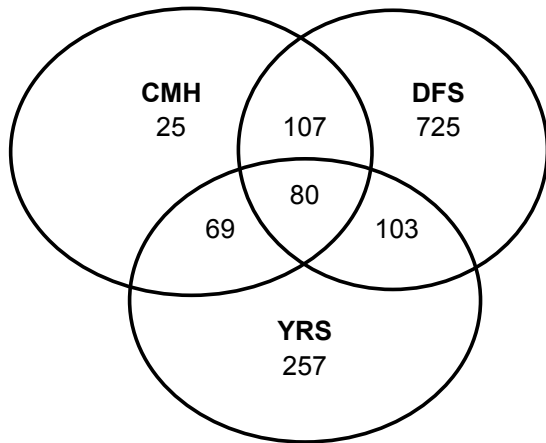
Departmental Client Distribution - November 30, 2005



Client Distribution by Division		
	<u>Frequency</u>	<u>Percent</u>
CMH	583	7.6
DFS	4084	52.9
YRS	2304	29.8
CMH&DFS	164	2.1
CMH&YRS	280	3.6
DFS&YRS	188	2.4
CMH&DFS&YRS	118	1.5
Total	7721	100.0

Departmental Out of Home Client Distribution - November 30, 2006

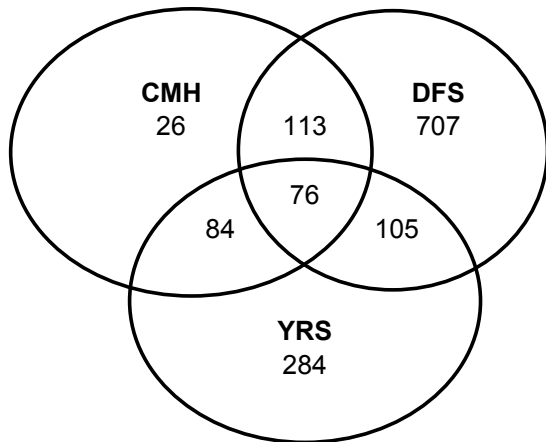
Client Location: Out-of-Home



	At-Home	Out-of-Home	Total
CMH	585	25	610
DFS	3504	725	4229
YRS	2137	257	2394
CMH&DFS	81	107	188
CMH&YRS	215	69	284
DFS&YRS	86	103	189
CMH&DFS&YRS	27	80	107
Total	6635	1366	8001

Departmental Out of Home Client Distribution - October 31, 2006

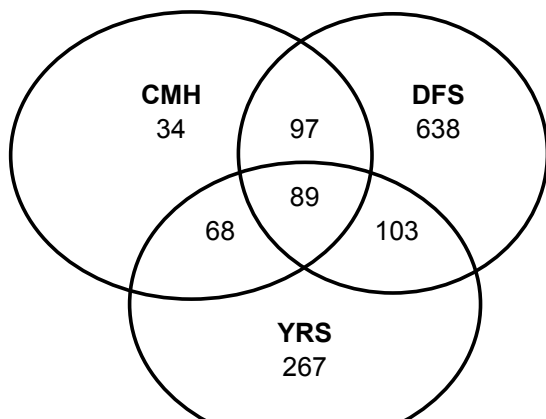
Client Location: Out-of-Home



	At-Home	Out-of-Home	Total
CMH	573	26	599
DFS	3391	707	4098
YRS	2084	284	2368
CMH&DFS	70	113	183
CMH&YRS	201	84	285
DFS&YRS	87	105	192
CMH&DFS&YRS	23	76	99
Total	6429	1395	7824

Departmental Out of Home Client Distribution - November 30, 2005

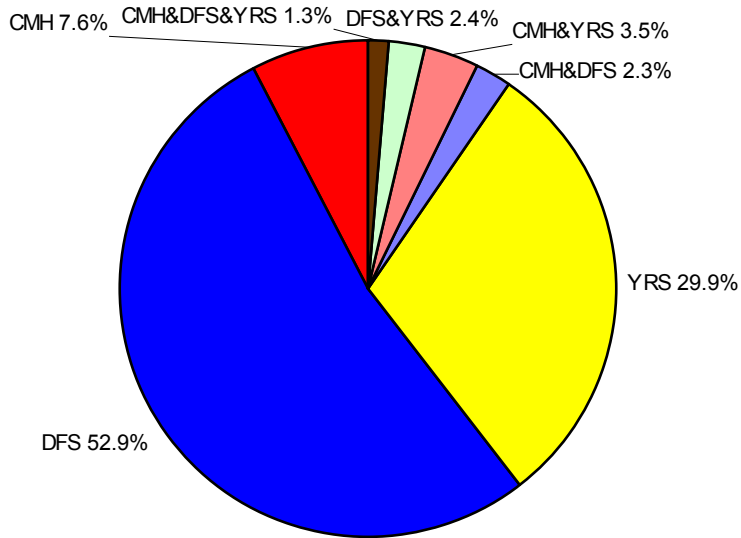
Client Location: Out-of-Home



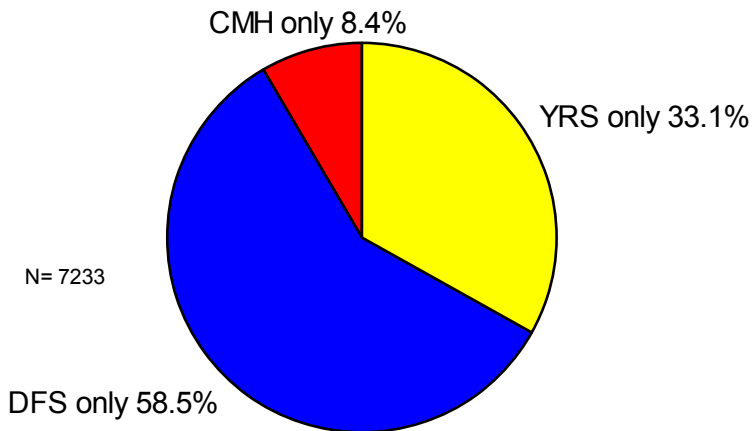
	At-Home	Out-of-Home	Total
CMH	549	34	583
DFS	3446	638	4084
YRS	2037	267	2304
CMH&DFS	67	97	164
CMH&YRS	212	68	280
DFS&YRS	85	103	188
CMH&DFS&YRS	29	89	118
Total	6425	1296	7721



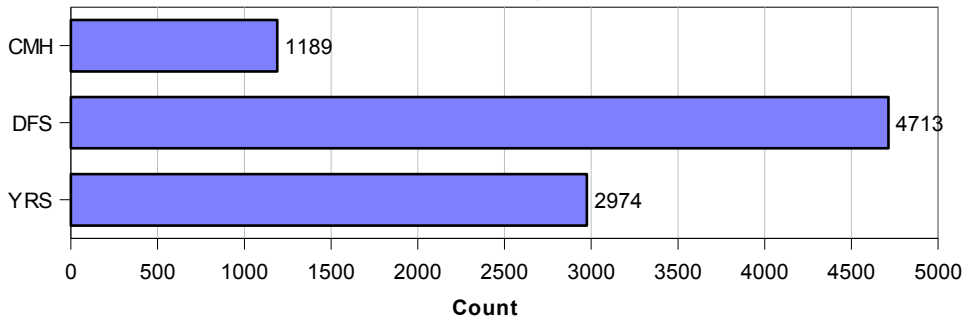
Where were clients enrolled on November 30, 2006?



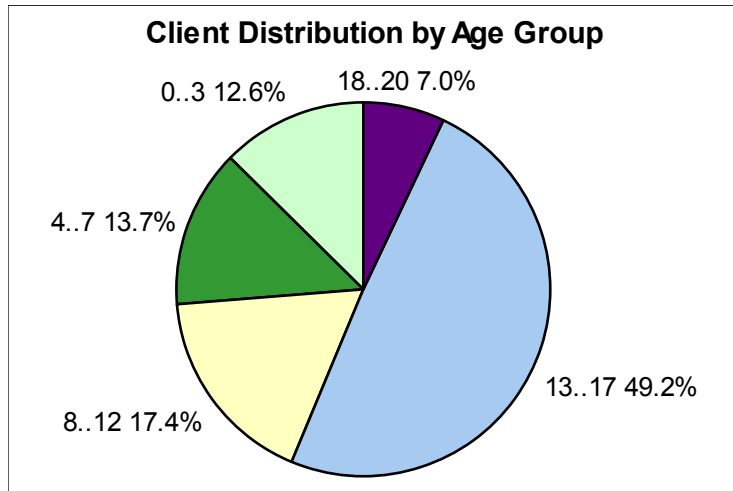
Clients Served By Only One Division



Clients Served by Division



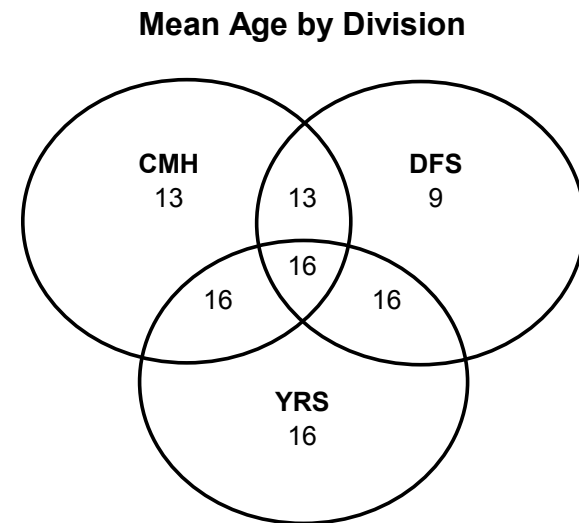
All Clients by Age Group		
	Frequency	Percent
0..3	1009	12.6
4..7	1093	13.7
8..12	1396	17.4
13..17	3939	49.2
18..20	564	7.0
Total	8001	100.0



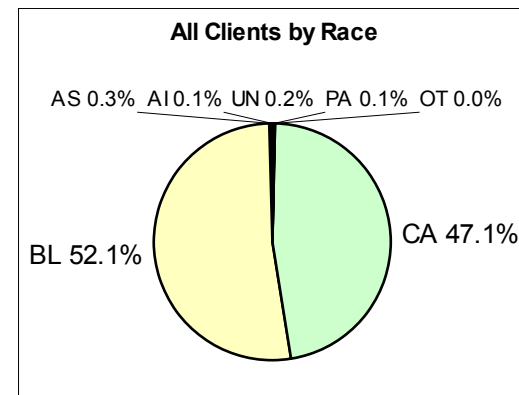
Mean Age by Location	
	Mean
At-Home	12
Out-of-Home	12
Total	12

Mean Age by Gender	
	Mean
Female	11
Male	13
Total	12

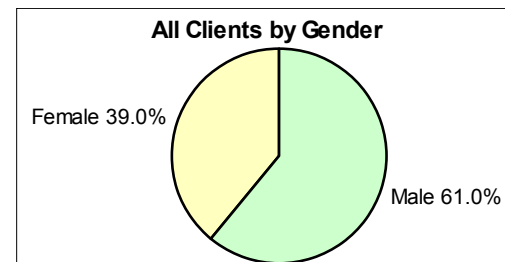
Mean Age by Division	
	Mean
CMH	13
DFS	9
YRS	16
CMH&DFS	13
CMH&YRS	16
DFS&YRS	16
CMH&DFS&YRS	16
Total	12



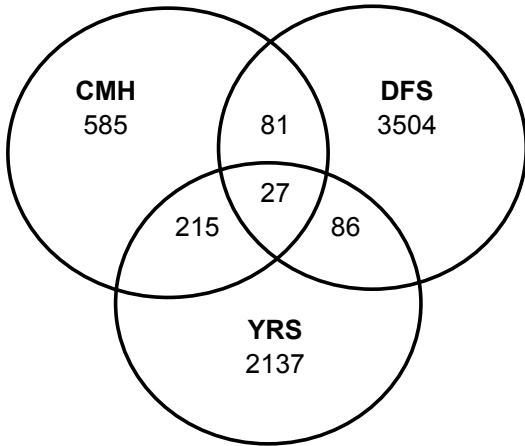
All Clients by Race		
	Frequency	Percent
AI	12	0.1
AS	22	0.3
BL	4169	52.1
CA	3769	47.1
OT	4	0.0
PA	12	0.1
UN	13	0.2
Total	8001	100.0



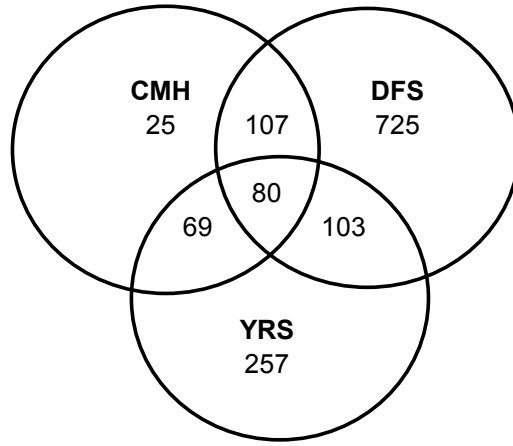
All Clients by Gender		
	Frequency	Percent
Female	3123	39.0
Male	4878	61.0
Total	8001	100.0



Client Location: At-Home



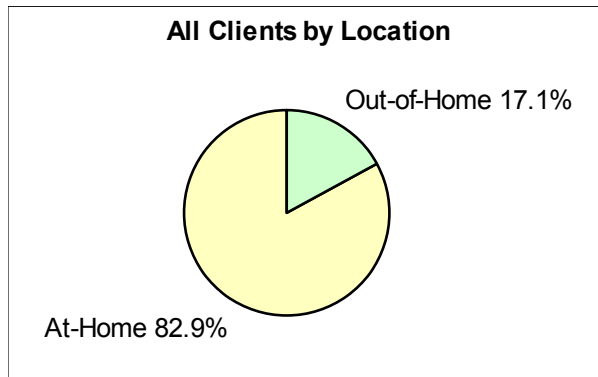
Client Location: Out-of-Home



Client Location by Division			
	At-Home	Out-of-Home	Total
CMH	585	25	610
DFS	3504	725	4229
YRS	2137	257	2394
CMH&DFS	81	107	188
CMH&YRS	215	69	284
DFS&YRS	86	103	189
CMH&DFS&YRS	27	80	107
Total	6635	1366	8001

Client Location by Division, %			
	At-Home	Out-of-Home	Total
CMH	95.9	4.1	100.0
DFS	82.9	17.1	100.0
YRS	89.3	10.7	100.0
CMH&DFS	43.1	56.9	100.0
CMH&YRS	75.7	24.3	100.0
DFS&YRS	45.5	54.5	100.0
CMH&DFS&YRS	25.2	74.8	100.0
Total	82.9	17.1	100.0

All Clients by Location		
	Frequency	Percent
At-Home	6635	82.9
Out-of-Home	1366	17.1
Total	8001	100.0



Venn Report: A Monthly Snapshot of DSCYF Client Enrollment

A snapshot is produced monthly representing client enrollment records open in FACTS on the last day of each month. Running the report is delayed one month to capture more complete client data. The analysis includes seven-celled Venn diagrams, charts, and tables to profile client distribution by

- division and multidivisional enrollment,
- client characteristics of age, gender, and race, and
- care location.

Client care location is defined as location of custodial care or residence of client. The "out-of-home" category is computed by using a table in FACTS that stores a summary of all past and current "out-of-home" care locations used for each client including, but not limited to, foster placement, group home, residential treatment, secure care, and hospitalization. If a client is currently in any such care setting, they are assigned to the "out-of-home" category. All other clients are assigned to the residual "at home" category.

Caution is advised in interpreting these data: client enrollment numbers do not represent all persons who were receiving DSCYF services on the target date. They do, however, represent an unduplicated number of persons recorded in FACTS identified as clients under age 21 years with open cases on the target date. The following summarizes criteria for including clients in the enrollment numbers:

- Persons in FACTS identified as clients with open cases,
- Participants in cases open in one or more division -- includes family members and alleged victims,
- Clients under 21 years, and
- Clients meeting all above criteria on the last day of the month.
- [Program Group SBS is excluded \(04/30/2003\)](#)

Clients who are not counted include:

- Interstate Compact Administration cases (administrative cases only on paper)
- Clients in OCM review cases (would create duplicate counts)
- Clients with uncoded age or gender (missing data)

Persons receiving services from DSCYF and not in FACTS include persons served by programs such as:

- K - 3
- Prevention
- Safe and Stable Families
- Early Intervention
- CAS Consultation