

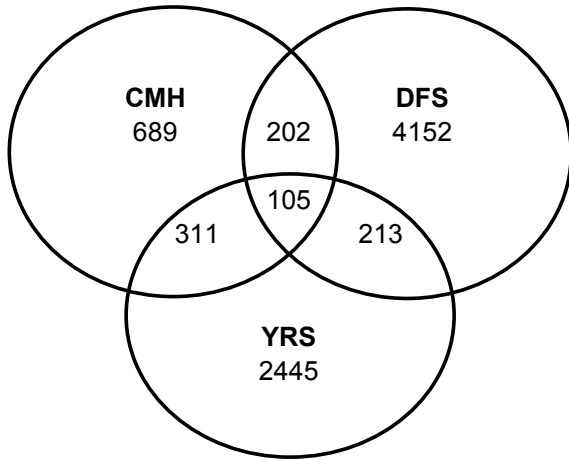
Venn Report

June 30, 2006 Snapshot



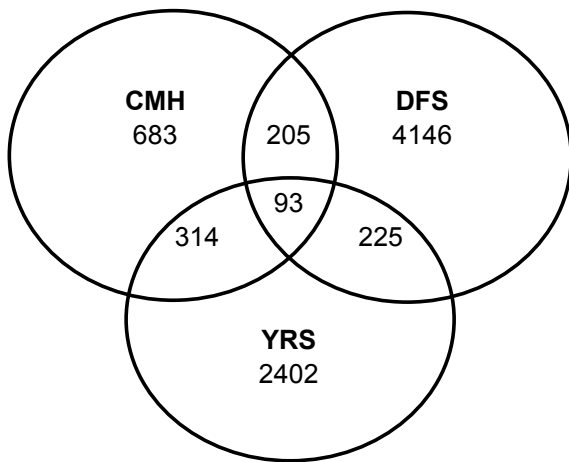
State

Departmental Client Distribution - June 30, 2006



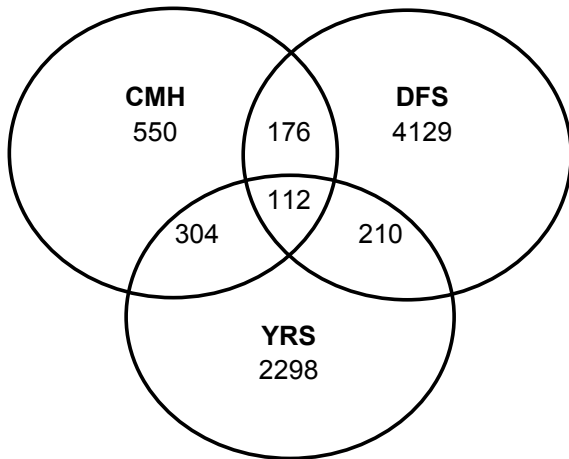
Client Distribution by Division		
	<u>Frequency</u>	<u>Percent</u>
CMH	689	8.5
DFS	4152	51.2
YRS	2445	30.1
CMH&DFS	202	2.5
CMH&YRS	311	3.8
DFS&YRS	213	2.6
CMH&DFS&YRS	105	1.3
Total	8117	100.0

Departmental Client Distribution - May 31, 2006



Client Distribution by Division		
	<u>Frequency</u>	<u>Percent</u>
CMH	683	8.5
DFS	4146	51.4
YRS	2402	29.8
CMH&DFS	205	2.5
CMH&YRS	314	3.9
DFS&YRS	225	2.8
CMH&DFS&YRS	93	1.2
Total	8068	100.0

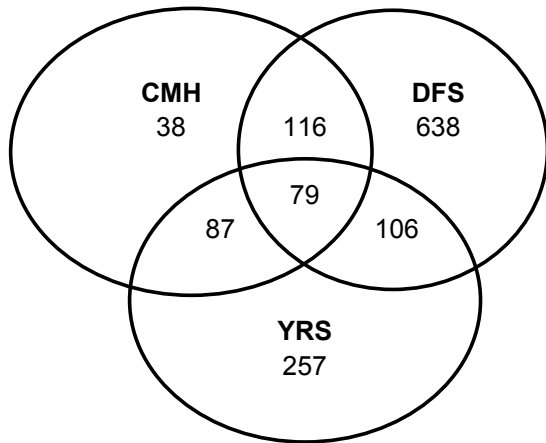
Departmental Client Distribution - June 30, 2005



Client Distribution by Division		
	<u>Frequency</u>	<u>Percent</u>
CMH	550	7.1
DFS	4129	53.1
YRS	2298	29.5
CMH&DFS	176	2.3
CMH&YRS	304	3.9
DFS&YRS	210	2.7
CMH&DFS&YRS	112	1.4
Total	7779	100.0

Departmental Out of Home Client Distribution - June 30, 2006

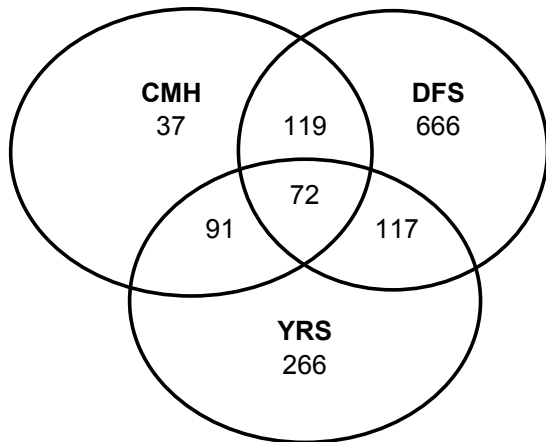
Client Location: Out-of-Home



	At-Home	Out-of-Home	Total
CMH	651	38	689
DFS	3514	638	4152
YRS	2188	257	2445
CMH&DFS	86	116	202
CMH&YRS	224	87	311
DFS&YRS	107	106	213
CMH&DFS&YRS	26	79	105
Total	6796	1321	8117

Departmental Out of Home Client Distribution - May 31, 2006

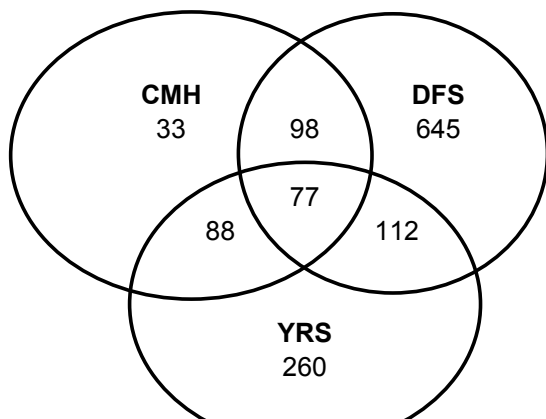
Client Location: Out-of-Home



	At-Home	Out-of-Home	Total
CMH	646	37	683
DFS	3480	666	4146
YRS	2136	266	2402
CMH&DFS	86	119	205
CMH&YRS	223	91	314
DFS&YRS	108	117	225
CMH&DFS&YRS	21	72	93
Total	6700	1368	8068

Departmental Out of Home Client Distribution - June 30, 2005

Client Location: Out-of-Home

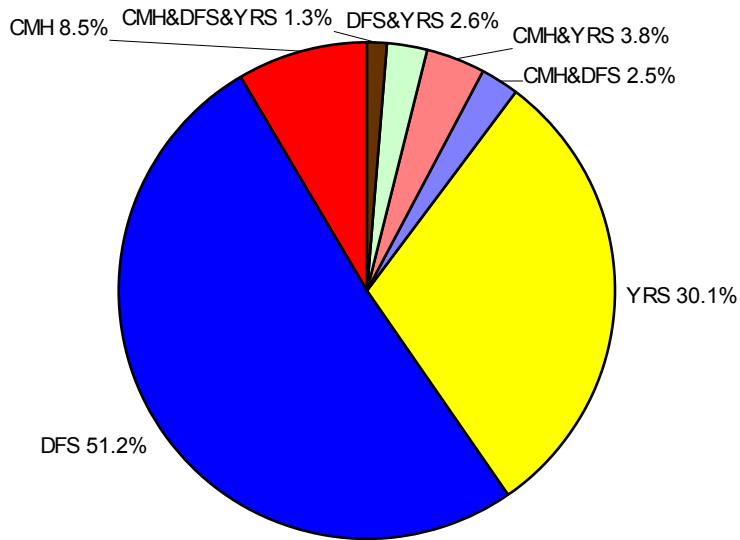


	At-Home	Out-of-Home	Total
CMH	517	33	550
DFS	3484	645	4129
YRS	2038	260	2298
CMH&DFS	78	98	176
CMH&YRS	216	88	304
DFS&YRS	98	112	210
CMH&DFS&YRS	35	77	112
Total	6466	1313	7779

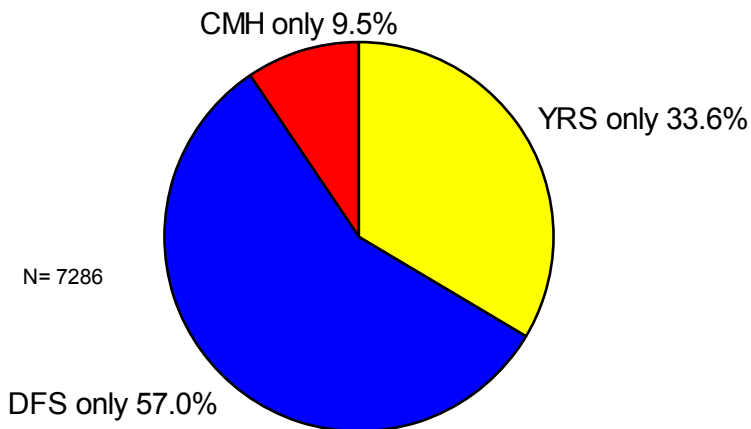
DSCYF Clients Ages 0 through 20 Years with Open Cases: June 30, 2006



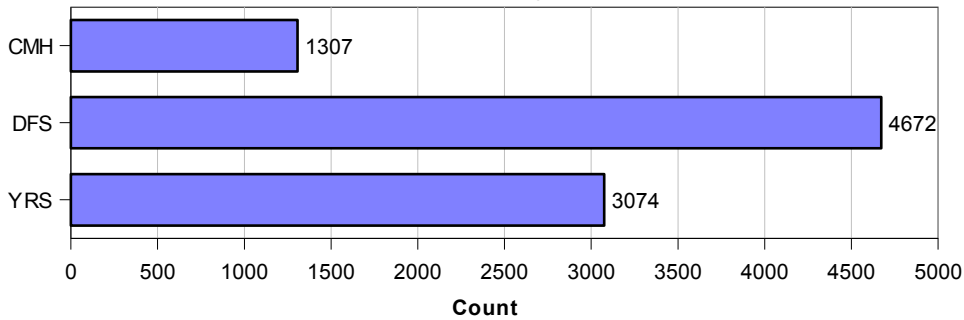
Where were clients enrolled on June 30, 2006?



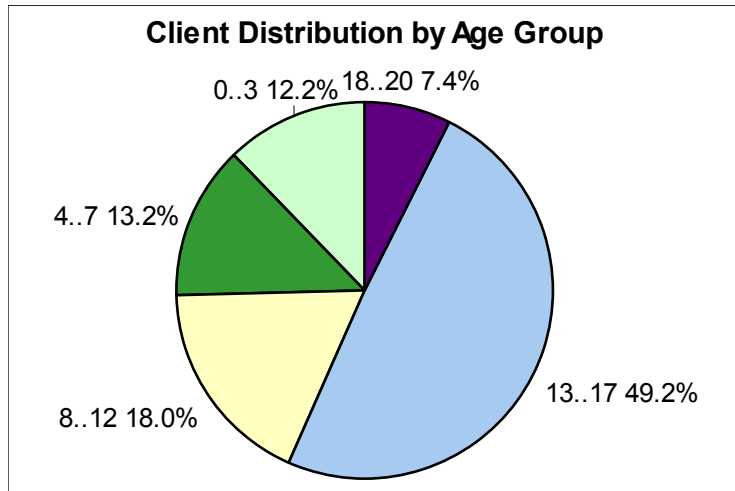
Clients Served By Only One Division



Clients Served by Division



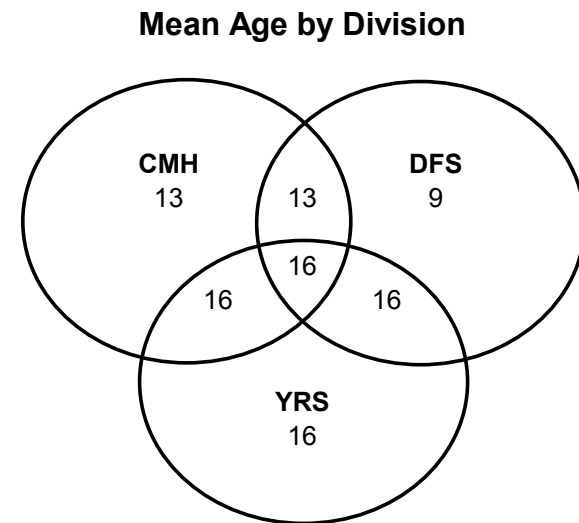
All Clients by Age Group		
	Frequency	Percent
0..3	993	12.2
4..7	1070	13.2
8..12	1459	18.0
13..17	3992	49.2
18..20	603	7.4
Total	8117	100.0



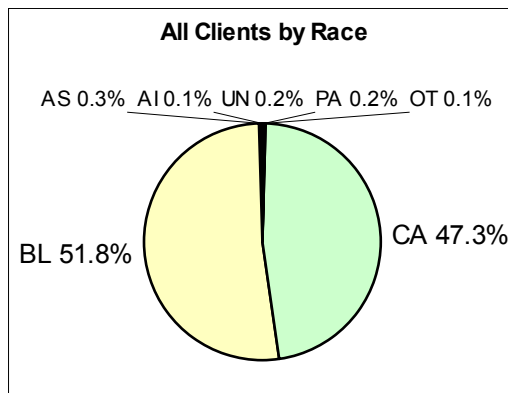
Mean Age by Location	
	Mean
At-Home	12
Out-of-Home	12
Total	12

Mean Age by Gender	
	Mean
Female	11
Male	13
Total	12

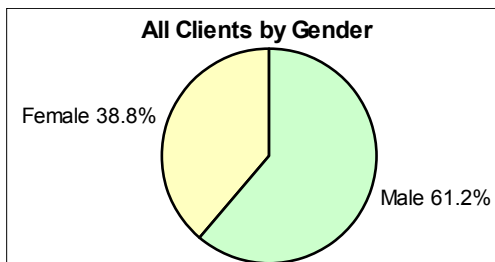
Mean Age by Division	
	Mean
CMH	13
DFS	9
YRS	16
CMH&DFS	13
CMH&YRS	16
DFS&YRS	16
CMH&DFS&YRS	16
Total	12



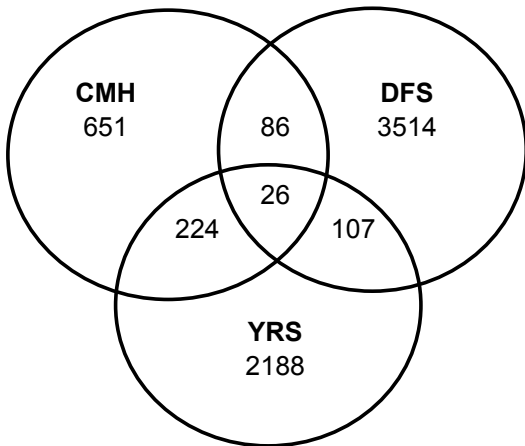
All Clients by Race		
	Frequency	Percent
AI	10	0.1
AS	28	0.3
BL	4206	51.8
CA	3839	47.3
OT	7	0.1
PA	14	0.2
UN	13	0.2
Total	8117	100.0



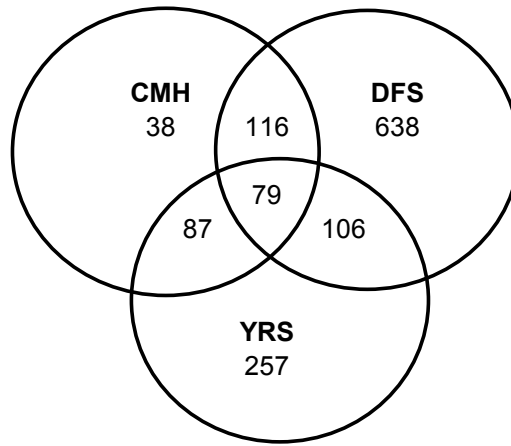
All Clients by Gender		
	Frequency	Percent
Female	3147	38.8
Male	4970	61.2
Total	8117	100.0



Client Location: At-Home



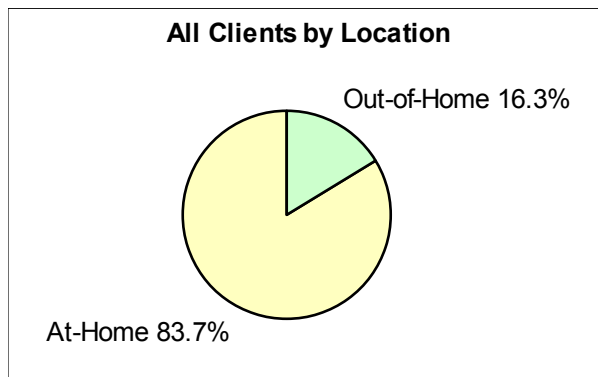
Client Location: Out-of-Home



Client Location by Division			
	<u>At-Home</u>	<u>Out-of-Home</u>	<u>Total</u>
CMH	651	38	689
DFS	3514	638	4152
YRS	2188	257	2445
CMH&DFS	86	116	202
CMH&YRS	224	87	311
DFS&YRS	107	106	213
CMH&DFS&YRS	26	79	105
Total	6796	1321	8117

Client Location by Division, %			
	<u>At-Home</u>	<u>Out-of-Home</u>	<u>Total</u>
CMH	94.5	5.5	100.0
DFS	84.6	15.4	100.0
YRS	89.5	10.5	100.0
CMH&DFS	42.6	57.4	100.0
CMH&YRS	72.0	28.0	100.0
DFS&YRS	50.2	49.8	100.0
CMH&DFS&YRS	24.8	75.2	100.0
Total	83.7	16.3	100.0

All Clients by Location		
	<u>Frequency</u>	<u>Percent</u>
At-Home	6796	83.7
Out-of-Home	1321	16.3
Total	8117	100.0



Venn Report: A Monthly Snapshot of DSCYF Client Enrollment

A snapshot is produced monthly representing client enrollment records open in FACTS on the last day of each month. Running the report is delayed one month to capture more complete client data. The analysis includes seven-celled Venn diagrams, charts, and tables to profile client distribution by

- division and multidivisional enrollment,
- client characteristics of age, gender, and race, and
- care location.

Client care location is defined as location of custodial care or residence of client. The "out-of-home" category is computed by using a table in FACTS that stores a summary of all past and current "out-of-home" care locations used for each client including, but not limited to, foster placement, group home, residential treatment, secure care, and hospitalization. If a client is currently in any such care setting, they are assigned to the "out-of-home" category. All other clients are assigned to the residual "at home" category.

Caution is advised in interpreting these data: client enrollment numbers do not represent all persons who were receiving DSCYF services on the target date. They do, however, represent an unduplicated number of persons recorded in FACTS identified as clients under age 21 years with open cases on the target date. The following summarizes criteria for including clients in the enrollment numbers:

- Persons in FACTS identified as clients with open cases,
- Participants in cases open in one or more division -- includes family members and alleged victims,
- Clients under 21 years, and
- Clients meeting all above criteria on the last day of the month.
- [Program Group SBS is excluded \(04/30/2003\)](#)

Clients who are not counted include:

- Interstate Compact Administration cases (administrative cases only on paper)
- Clients in OCM review cases (would create duplicate counts)
- Clients with uncoded age or gender (missing data)

Persons receiving services from DSCYF and not in FACTS include persons served by programs such as:

- K - 3
- Prevention
- Safe and Stable Families
- Early Intervention
- CAS Consultation