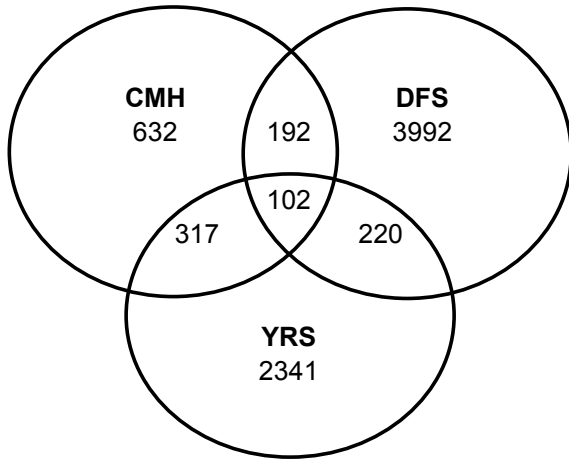


Venn Report

April 30, 2006 Snapshot

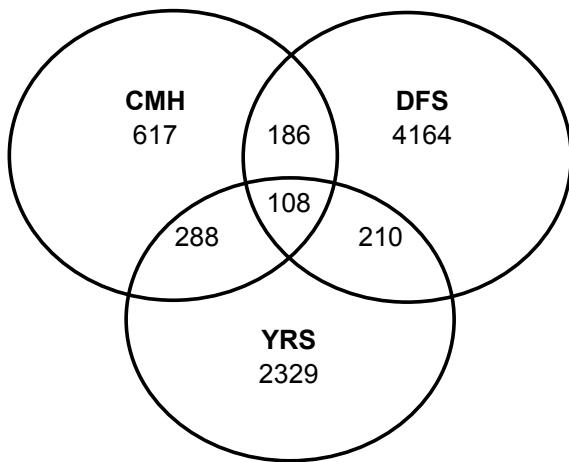


Departmental Client Distribution - April 30, 2006



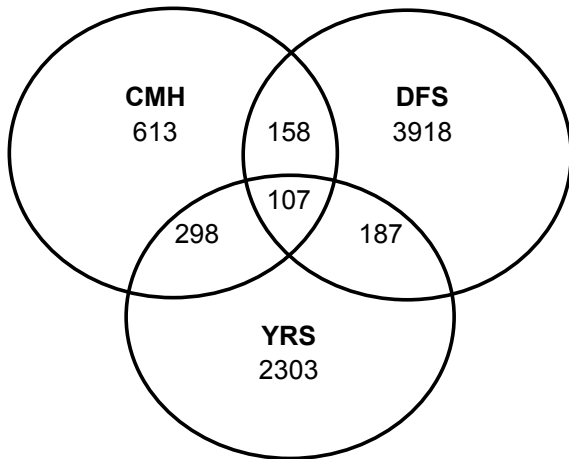
Client Distribution by Division		
	<u>Frequency</u>	<u>Percent</u>
CMH	632	8.1
DFS	3992	51.2
YRS	2341	30.0
CMH&DFS	192	2.5
CMH&YRS	317	4.1
DFS&YRS	220	2.8
CMH&DFS&YRS	102	1.3
Total	7796	100.0

Departmental Client Distribution - March 31, 2006



Client Distribution by Division		
	<u>Frequency</u>	<u>Percent</u>
CMH	617	7.8
DFS	4164	52.7
YRS	2329	29.5
CMH&DFS	186	2.4
CMH&YRS	288	3.6
DFS&YRS	210	2.7
CMH&DFS&YRS	108	1.4
Total	7902	100.0

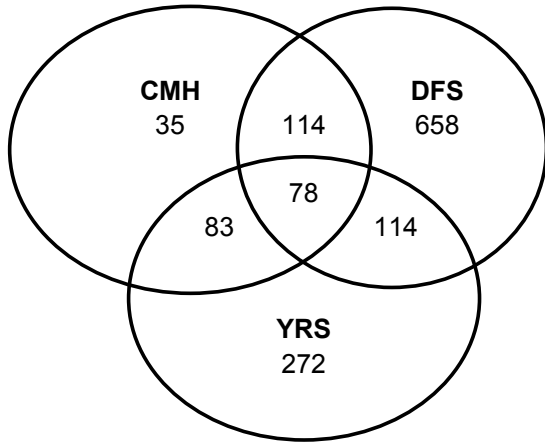
Departmental Client Distribution - April 30, 2005



Client Distribution by Division		
	<u>Frequency</u>	<u>Percent</u>
CMH	613	8.1
DFS	3918	51.7
YRS	2303	30.4
CMH&DFS	158	2.1
CMH&YRS	298	3.9
DFS&YRS	187	2.5
CMH&DFS&YRS	107	1.4
Total	7584	100.0

Departmental Out of Home Client Distribution - April 30, 2006

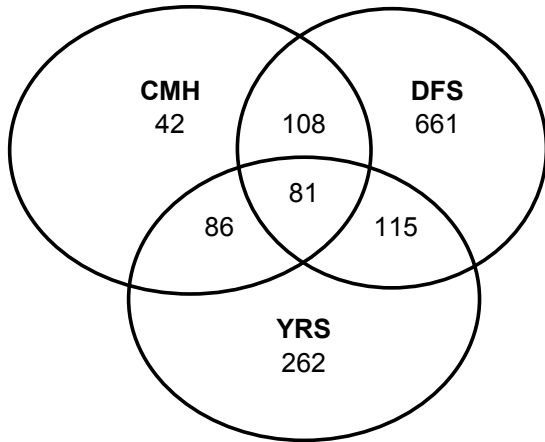
Client Location: Out-of-Home



	At-Home	Out-of-Home	Total
CMH	597	35	632
DFS	3334	658	3992
YRS	2069	272	2341
CMH&DFS	78	114	192
CMH&YRS	234	83	317
DFS&YRS	106	114	220
CMH&DFS&YRS	24	78	102
Total	6442	1354	7796

Departmental Out of Home Client Distribution - March 31, 2006

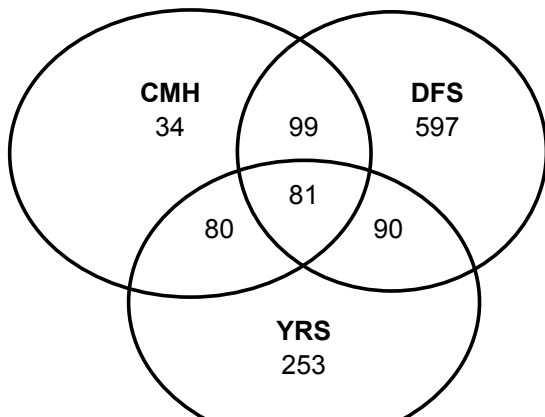
Client Location: Out-of-Home



	At-Home	Out-of-Home	Total
CMH	575	42	617
DFS	3503	661	4164
YRS	2067	262	2329
CMH&DFS	78	108	186
CMH&YRS	202	86	288
DFS&YRS	95	115	210
CMH&DFS&YRS	27	81	108
Total	6547	1355	7902

Departmental Out of Home Client Distribution - April 30, 2005

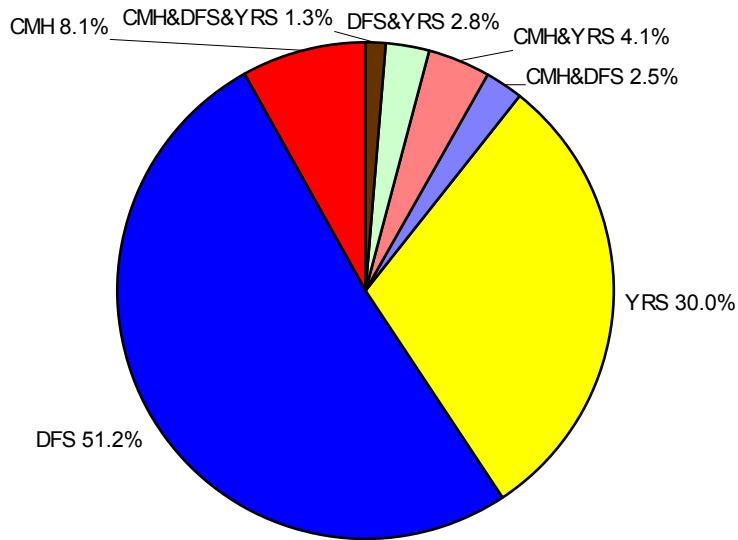
Client Location: Out-of-Home



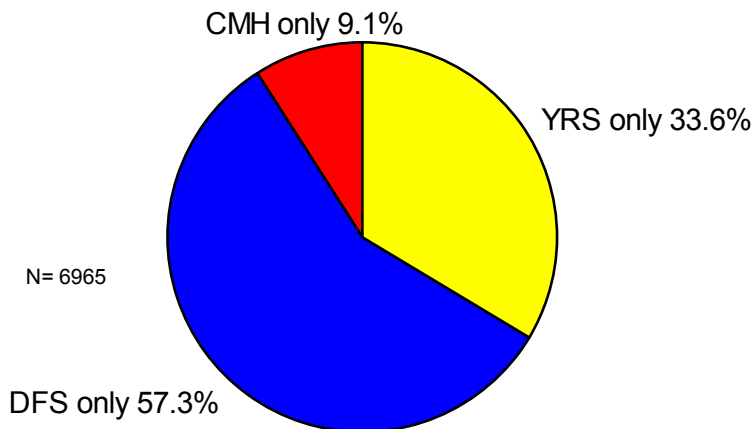
	At-Home	Out-of-Home	Total
CMH	579	34	613
DFS	3321	597	3918
YRS	2050	253	2303
CMH&DFS	59	99	158
CMH&YRS	218	80	298
DFS&YRS	97	90	187
CMH&DFS&YRS	26	81	107
Total	6350	1234	7584



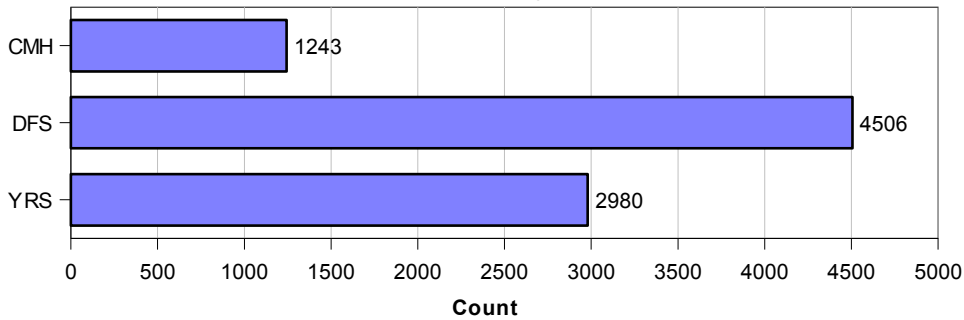
Where were clients enrolled on April 30, 2006?



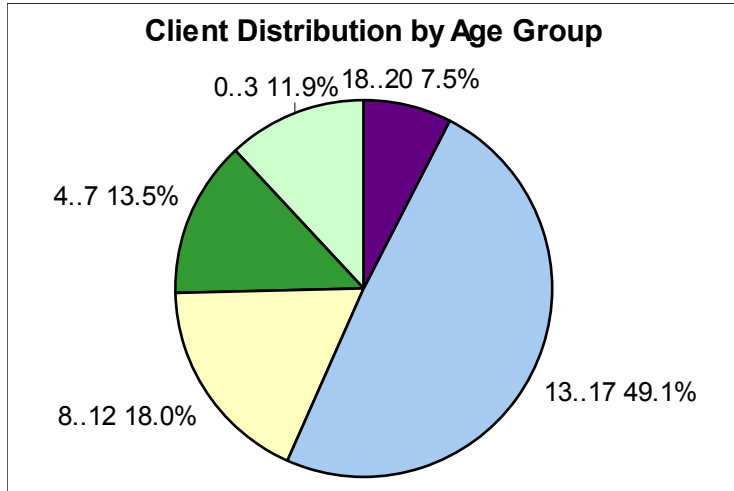
Clients Served By Only One Division



Clients Served by Division



All Clients by Age Group		
	Frequency	Percent
0..3	930	11.9
4..7	1049	13.5
8..12	1401	18.0
13..17	3828	49.1
18..20	588	7.5
Total	7796	100.0

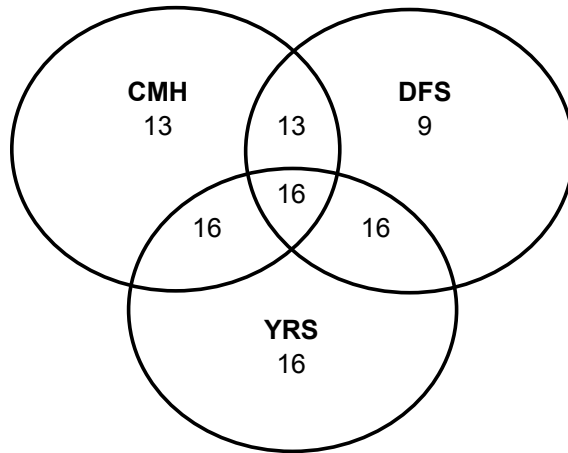


Mean Age by Location	
	Mean
At-Home	12
Out-of-Home	12
Total	12

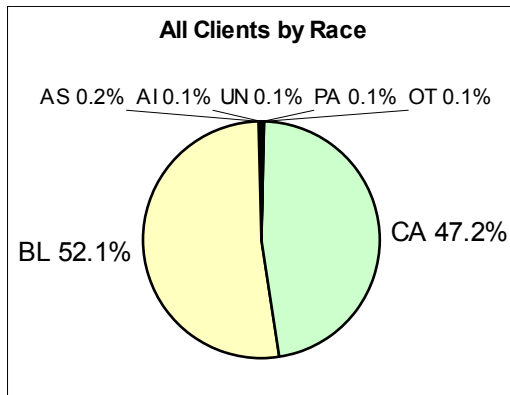
Mean Age by Gender	
	Mean
Female	11
Male	13
Total	12

Mean Age by Division	
	Mean
CMH	13
DFS	9
YRS	16
CMH&DFS	13
CMH&YRS	16
DFS&YRS	16
CMH&DFS&YRS	16
Total	12

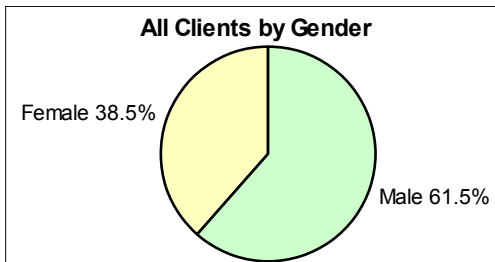
Mean Age by Division



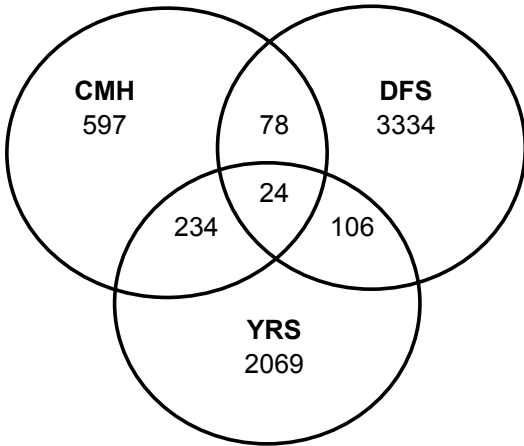
All Clients by Race		
	Frequency	Percent
AI	11	0.1
AS	19	0.2
BL	4058	52.1
CA	3679	47.2
OT	8	0.1
PA	11	0.1
UN	10	0.1
Total	7796	100.0



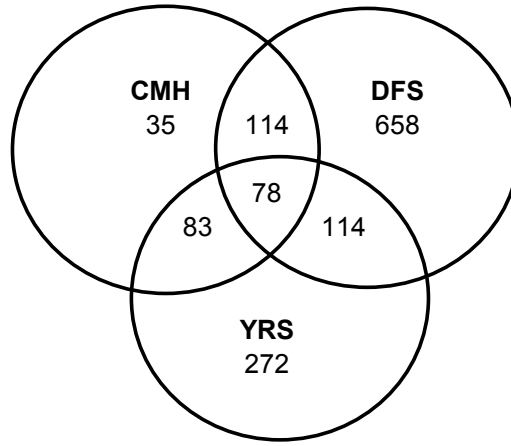
All Clients by Gender		
	Frequency	Percent
Female	3001	38.5
Male	4795	61.5
Total	7796	100.0



Client Location: At-Home



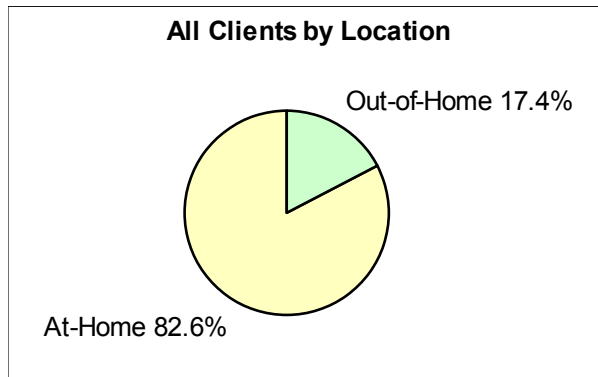
Client Location: Out-of-Home



Client Location by Division			
	<u>At-Home</u>	<u>Out-of-Home</u>	<u>Total</u>
CMH	597	35	632
DFS	3334	658	3992
YRS	2069	272	2341
CMH&DFS	78	114	192
CMH&YRS	234	83	317
DFS&YRS	106	114	220
CMH&DFS&YRS	24	78	102
Total	6442	1354	7796

Client Location by Division, %			
	<u>At-Home</u>	<u>Out-of-Home</u>	<u>Total</u>
CMH	94.5	5.5	100.0
DFS	83.5	16.5	100.0
YRS	88.4	11.6	100.0
CMH&DFS	40.6	59.4	100.0
CMH&YRS	73.8	26.2	100.0
DFS&YRS	48.2	51.8	100.0
CMH&DFS&YRS	23.5	76.5	100.0
Total	82.6	17.4	100.0

All Clients by Location		
	<u>Frequency</u>	<u>Percent</u>
At-Home	6442	82.6
Out-of-Home	1354	17.4
Total	7796	100.0



Venn Report: A Monthly Snapshot of DSCYF Client Enrollment

A snapshot is produced monthly representing client enrollment records open in FACTS on the last day of each month. Running the report is delayed one month to capture more complete client data. The analysis includes seven-celled Venn diagrams, charts, and tables to profile client distribution by

- division and multidivisional enrollment,
- client characteristics of age, gender, and race, and
- care location.

Client care location is defined as location of custodial care or residence of client. The "out-of-home" category is computed by using a table in FACTS that stores a summary of all past and current "out-of-home" care locations used for each client including, but not limited to, foster placement, group home, residential treatment, secure care, and hospitalization. If a client is currently in any such care setting, they are assigned to the "out-of-home" category. All other clients are assigned to the residual "at home" category.

Caution is advised in interpreting these data: client enrollment numbers do not represent all persons who were receiving DSCYF services on the target date. They do, however, represent an unduplicated number of persons recorded in FACTS identified as clients under age 21 years with open cases on the target date. The following summarizes criteria for including clients in the enrollment numbers:

- Persons in FACTS identified as clients with open cases,
- Participants in cases open in one or more division -- includes family members and alleged victims,
- Clients under 21 years, and
- Clients meeting all above criteria on the last day of the month.
- [Program Group SBS is excluded \(04/30/2003\)](#)

Clients who are not counted include:

- Interstate Compact Administration cases (administrative cases only on paper)
- Clients in OCM review cases (would create duplicate counts)
- Clients with uncoded age or gender (missing data)

Persons receiving services from DSCYF and not in FACTS include persons served by programs such as:

- K - 3
- Prevention
- Safe and Stable Families
- Early Intervention
- CAS Consultation