

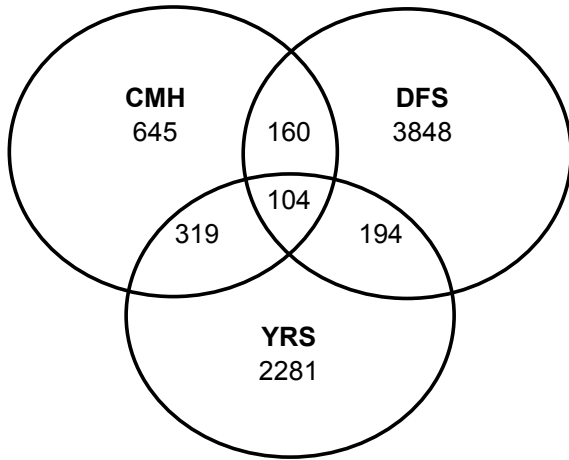
Venn Report

February 28, 2005 Snapsho



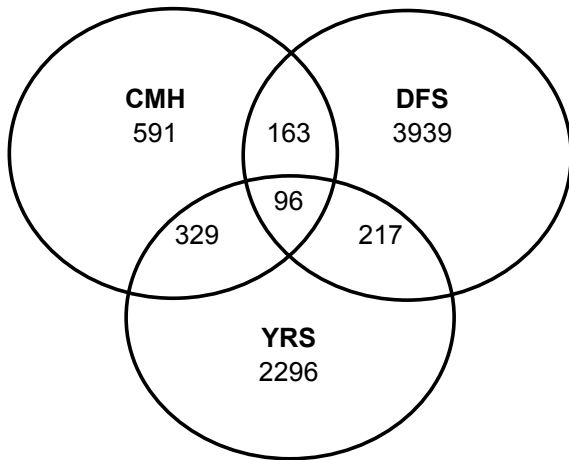
State

Departmental Client Distribution - February 28, 2005



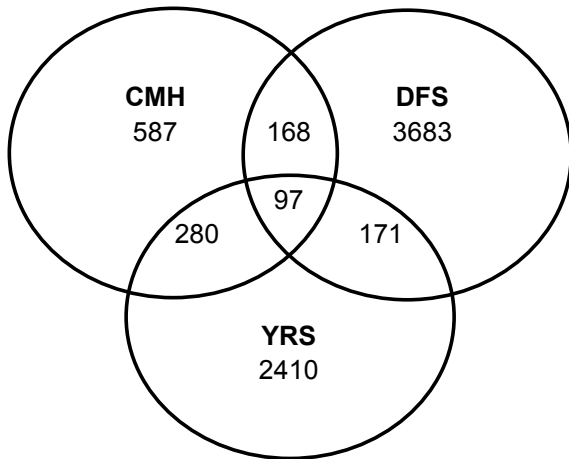
Client Distribution by Division		
	<u>Frequency</u>	<u>Percent</u>
CMH	645	8.5
DFS	3848	51.0
YRS	2281	30.2
CMH&DFS	160	2.1
CMH&YRS	319	4.2
DFS&YRS	194	2.6
CMH&DFS&YRS	104	1.4
Total	7551	100.0

Departmental Client Distribution - January 31, 2005



Client Distribution by Division		
	<u>Frequency</u>	<u>Percent</u>
CMH	591	7.7
DFS	3939	51.6
YRS	2296	30.1
CMH&DFS	163	2.1
CMH&YRS	329	4.3
DFS&YRS	217	2.8
CMH&DFS&YRS	96	1.3
Total	7631	100.0

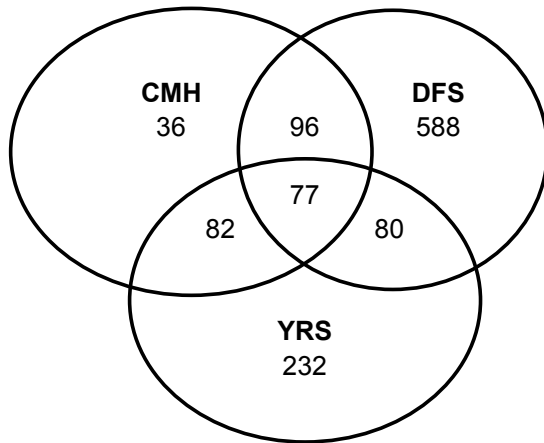
Departmental Client Distribution - February 29, 2004



Client Distribution by Division		
	<u>Frequency</u>	<u>Percent</u>
CMH	587	7.9
DFS	3683	49.8
YRS	2410	32.6
CMH&DFS	168	2.3
CMH&YRS	280	3.8
DFS&YRS	171	2.3
CMH&DFS&YRS	97	1.3
Total	7396	100.0

Departmental Out of Home Client Distribution - February 28, 2005

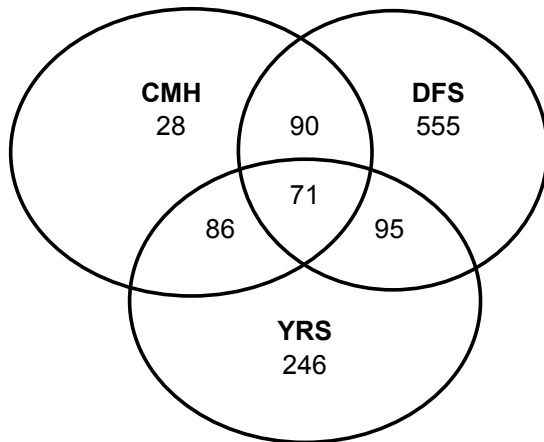
Client Location: Out-of-Home



	At-Home	Out-of-Home	Total
CMH	609	36	645
DFS	3260	588	3848
YRS	2049	232	2281
CMH&DFS	64	96	160
CMH&YRS	237	82	319
DFS&YRS	114	80	194
CMH&DFS&YRS	27	77	104
Total	6360	1191	7551

Departmental Out of Home Client Distribution - January 31, 2005

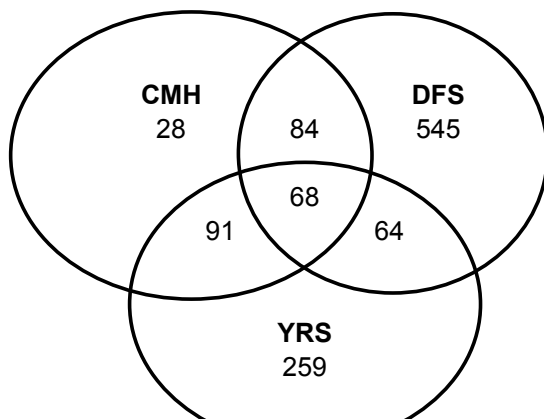
Client Location: Out-of-Home



	At-Home	Out-of-Home	Total
CMH	563	28	591
DFS	3384	555	3939
YRS	2050	246	2296
CMH&DFS	73	90	163
CMH&YRS	243	86	329
DFS&YRS	122	95	217
CMH&DFS&YRS	25	71	96
Total	6460	1171	7631

Departmental Out of Home Client Distribution - February 29, 2004

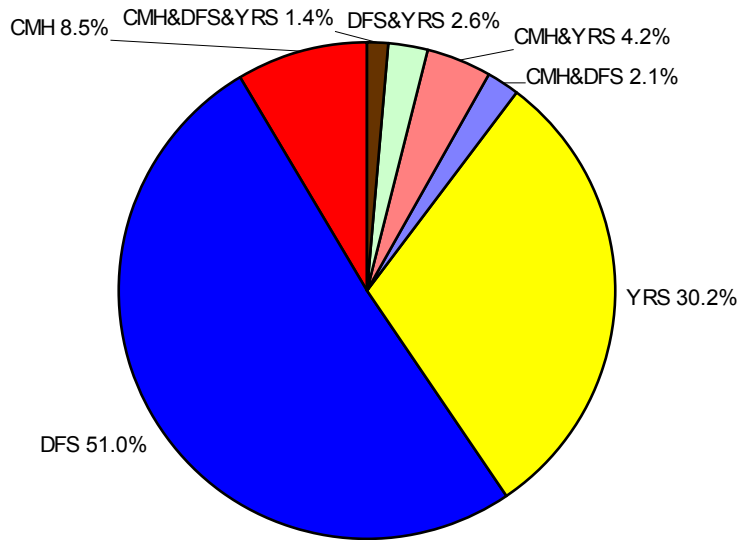
Client Location: Out-of-Home



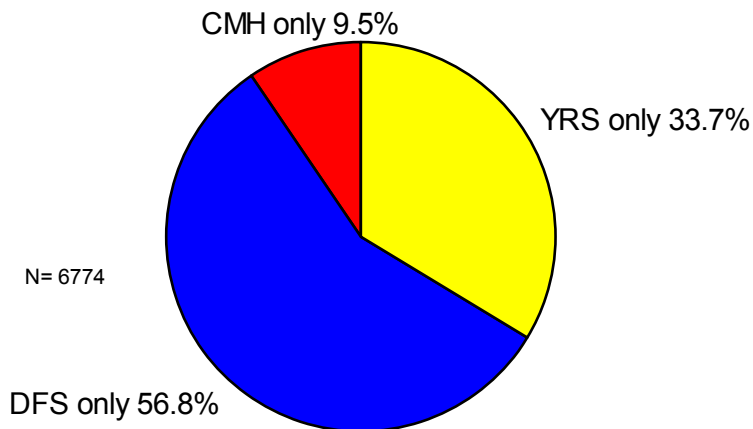
	At-Home	Out-of-Home	Total
CMH	559	28	587
DFS	3138	545	3683
YRS	2151	259	2410
CMH&DFS	84	84	168
CMH&YRS	189	91	280
DFS&YRS	107	64	171
CMH&DFS&YRS	29	68	97
Total	6257	1139	7396



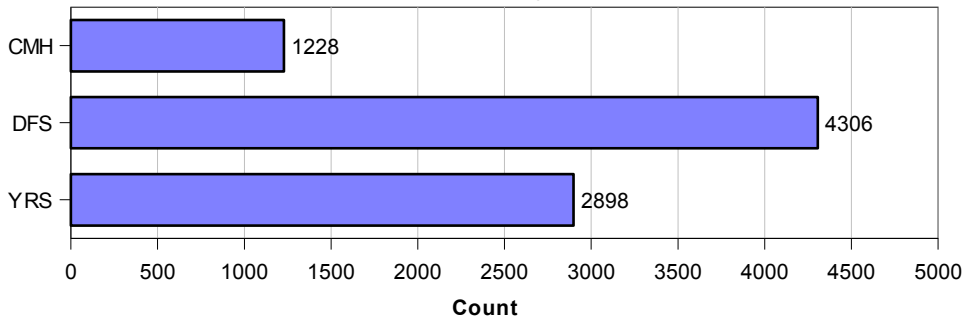
Where were clients enrolled on February 28, 2005?



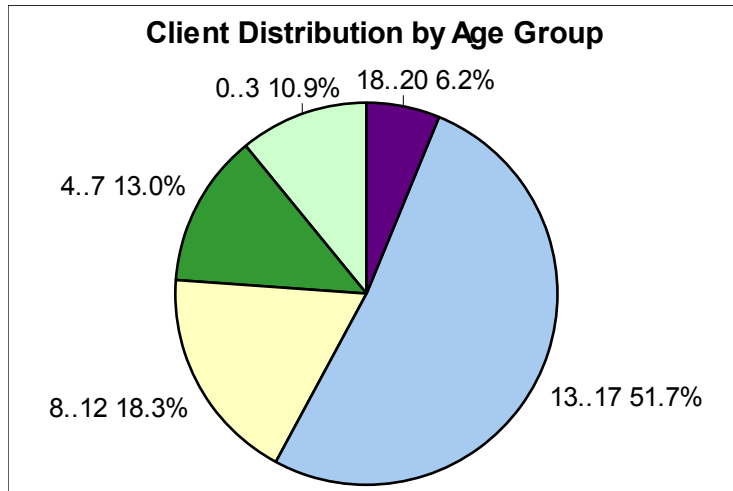
Clients Served By Only One Division



Clients Served by Division



All Clients by Age Group		
	Frequency	Percent
0..3	823	10.9
4..7	979	13.0
8..12	1380	18.3
13..17	3901	51.7
18..20	468	6.2
Total	7551	100.0

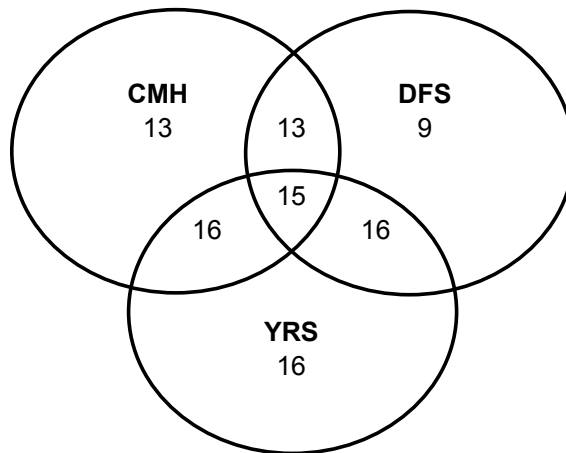


Mean Age by Location	
	Mean
At-Home	12
Out-of-Home	12
Total	12

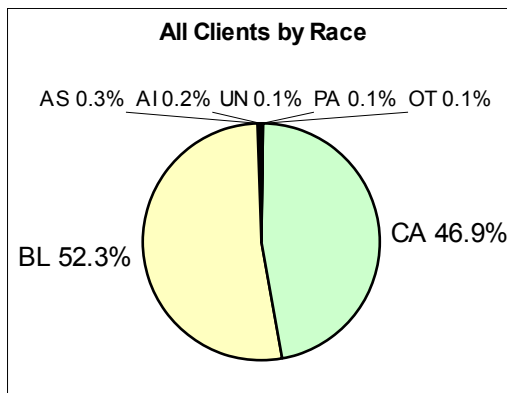
Mean Age by Gender	
	Mean
Female	12
Male	13
Total	12

Mean Age by Division	
	Mean
CMH	13
DFS	9
YRS	16
CMH&DFS	13
CMH&YRS	16
DFS&YRS	16
CMH&DFS&YRS	15
Total	12

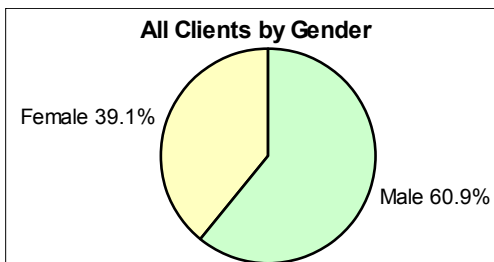
Mean Age by Division



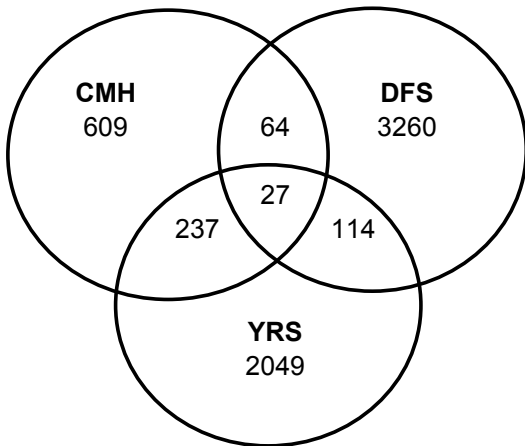
All Clients by Race		
	Frequency	Percent
AI	15	0.2
AS	23	0.3
BL	3952	52.3
CA	3543	46.9
OT	5	0.1
PA	9	0.1
UN	4	0.1
Total	7551	100.0



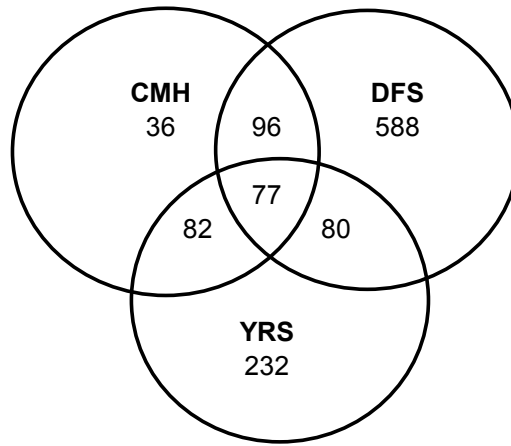
All Clients by Gender		
	Frequency	Percent
Female	2953	39.1
Male	4598	60.9
Total	7551	100.0



Client Location: At-Home



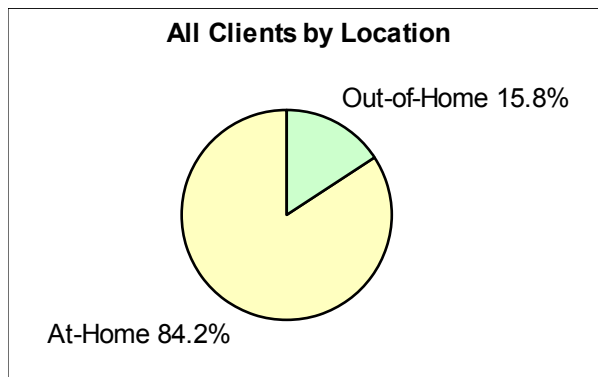
Client Location: Out-of-Home



Client Location by Division			
	At-Home	Out-of-Home	Total
CMH	609	36	645
DFS	3260	588	3848
YRS	2049	232	2281
CMH&DFS	64	96	160
CMH&YRS	237	82	319
DFS&YRS	114	80	194
CMH&DFS&YRS	27	77	104
Total	6360	1191	7551

Client Location by Division, %			
	At-Home	Out-of-Home	Total
CMH	94.4	5.6	100.0
DFS	84.7	15.3	100.0
YRS	89.8	10.2	100.0
CMH&DFS	40.0	60.0	100.0
CMH&YRS	74.3	25.7	100.0
DFS&YRS	58.8	41.2	100.0
CMH&DFS&YRS	26.0	74.0	100.0
Total	84.2	15.8	100.0

All Clients by Location		
	Frequency	Percent
At-Home	6360	84.2
Out-of-Home	1191	15.8
Total	7551	100.0



Venn Report: A Monthly Snapshot of DSCYF Client Enrollment

A snapshot is produced monthly representing client enrollment records open in FACTS on the last day of each month. Running the report is delayed one month to capture more complete client data. The analysis includes seven-celled Venn diagrams, charts, and tables to profile client distribution by

- division and multidivisional enrollment,
- client characteristics of age, gender, and race, and
- care location.

Client care location is defined as location of custodial care or residence of client. The "out-of-home" category is computed by using a table in FACTS that stores a summary of all past and current "out-of-home" care locations used for each client including, but not limited to, foster placement, group home, residential treatment, secure care, and hospitalization. If a client is currently in any such care setting, they are assigned to the "out-of-home" category. All other clients are assigned to the residual "at home" category.

Caution is advised in interpreting these data: client enrollment numbers do not represent all persons who were receiving DSCYF services on the target date. They do, however, represent an unduplicated number of persons recorded in FACTS identified as clients under age 21 years with open cases on the target date. The following summarizes criteria for including clients in the enrollment numbers:

- Persons in FACTS identified as clients with open cases,
- Participants in cases open in one or more division -- includes family members and alleged victims,
- Clients under 21 years, and
- Clients meeting all above criteria on the last day of the month.
- [Program Group SBS is excluded \(04/30/2003\)](#)

Clients who are not counted include:

- Interstate Compact Administration cases (administrative cases only on paper)
- Clients in OCM review cases (would create duplicate counts)
- Clients with uncoded age or gender (missing data)

Persons receiving services from DSCYF and not in FACTS include persons served by programs such as:

- K - 3
- Prevention
- Safe and Stable Families
- Early Intervention
- CAS Consultation