

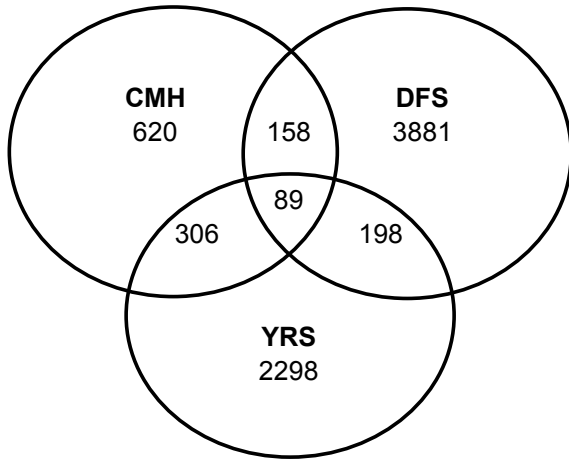
Venn Report

September 30, 2004 Snapshot



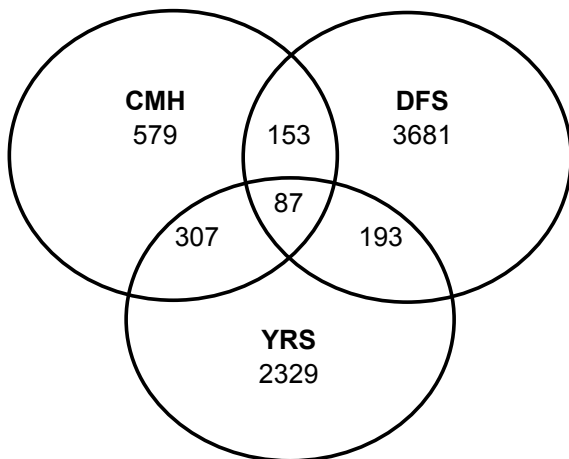
State

Departmental Client Distribution - September 30, 2004



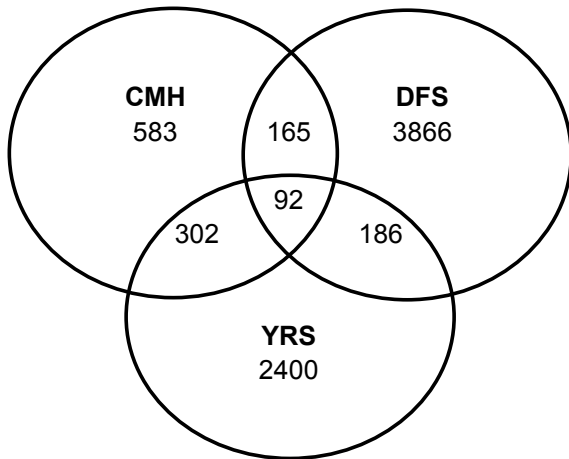
Client Distribution by Division		
	<u>Frequency</u>	<u>Percent</u>
CMH	620	8.2
DFS	3881	51.4
YRS	2298	30.4
CMH&DFS	158	2.1
CMH&YRS	306	4.1
DFS&YRS	198	2.6
CMH&DFS&YRS	89	1.2
Total	7550	100.0

Departmental Client Distribution - August 31, 2004



Client Distribution by Division		
	<u>Frequency</u>	<u>Percent</u>
CMH	579	7.9
DFS	3681	50.2
YRS	2329	31.8
CMH&DFS	153	2.1
CMH&YRS	307	4.2
DFS&YRS	193	2.6
CMH&DFS&YRS	87	1.2
Total	7329	100.0

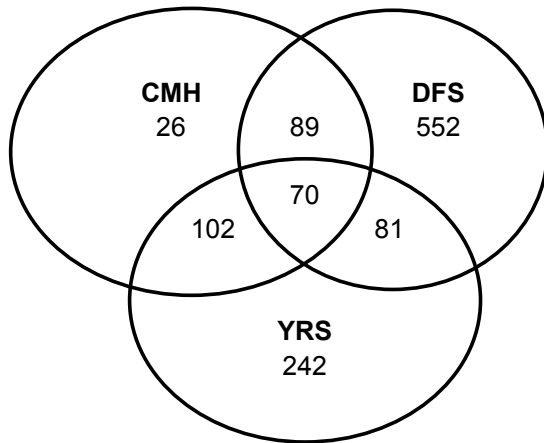
Departmental Client Distribution - September 30, 2003



Client Distribution by Division		
	<u>Frequency</u>	<u>Percent</u>
CMH	583	7.7
DFS	3866	50.9
YRS	2400	31.6
CMH&DFS	165	2.2
CMH&YRS	302	4.0
DFS&YRS	186	2.4
CMH&DFS&YRS	92	1.2
Total	7594	100.0

Departmental Out of Home Client Distribution - September 30, 2004

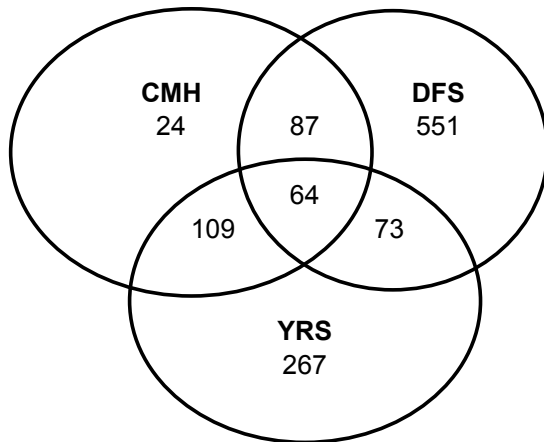
Client Location: Out-of-Home



	At-Home	Out-of-Home	Total
CMH	594	26	620
DFS	3329	552	3881
YRS	2056	242	2298
CMH&DFS	69	89	158
CMH&YRS	204	102	306
DFS&YRS	117	81	198
CMH&DFS&YRS	19	70	89
Total	6388	1162	7550

Departmental Out of Home Client Distribution - August 31, 2004

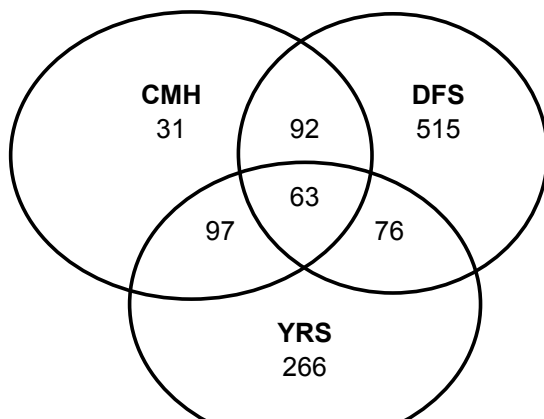
Client Location: Out-of-Home



	At-Home	Out-of-Home	Total
CMH	555	24	579
DFS	3130	551	3681
YRS	2062	267	2329
CMH&DFS	66	87	153
CMH&YRS	198	109	307
DFS&YRS	120	73	193
CMH&DFS&YRS	23	64	87
Total	6154	1175	7329

Departmental Out of Home Client Distribution - September 30, 2003

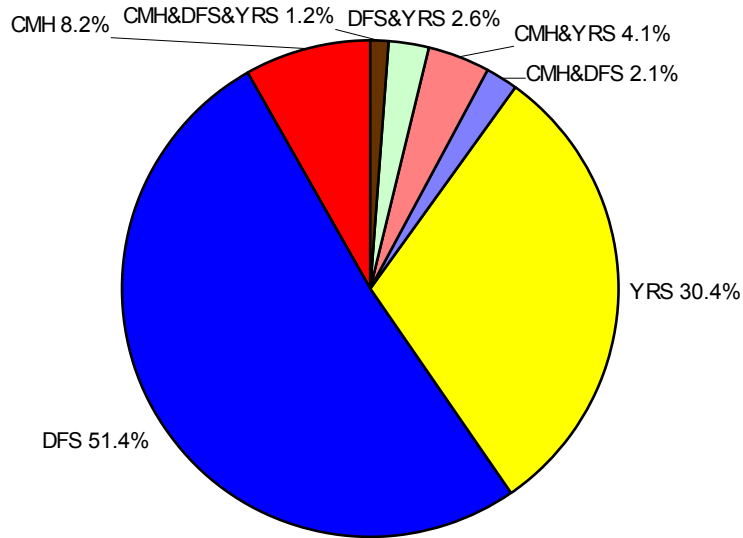
Client Location: Out-of-Home



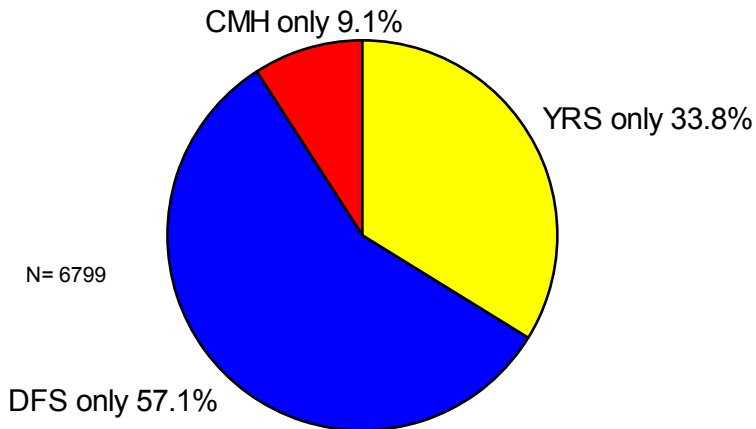
	At-Home	Out-of-Home	Total
CMH	552	31	583
DFS	3351	515	3866
YRS	2134	266	2400
CMH&DFS	73	92	165
CMH&YRS	205	97	302
DFS&YRS	110	76	186
CMH&DFS&YRS	29	63	92
Total	6454	1140	7594



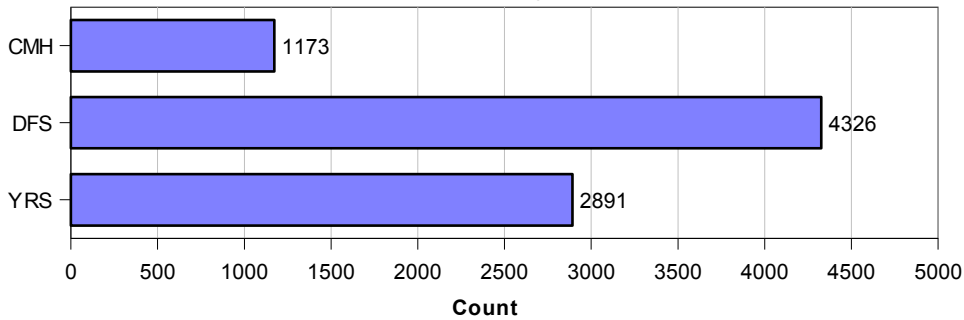
Where were clients enrolled on September 30, 2004?



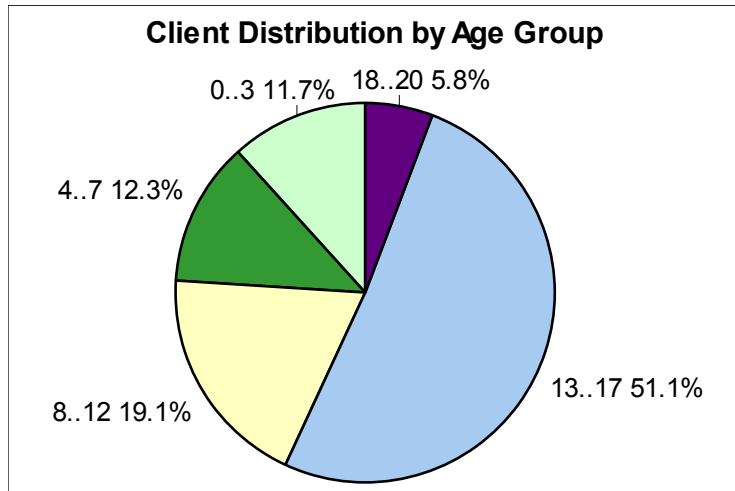
Clients Served By Only One Division



Clients Served by Division



All Clients by Age Group		
	Frequency	Percent
0..3	883	11.7
4..7	928	12.3
8..12	1443	19.1
13..17	3860	51.1
18..20	436	5.8
Total	7550	100.0

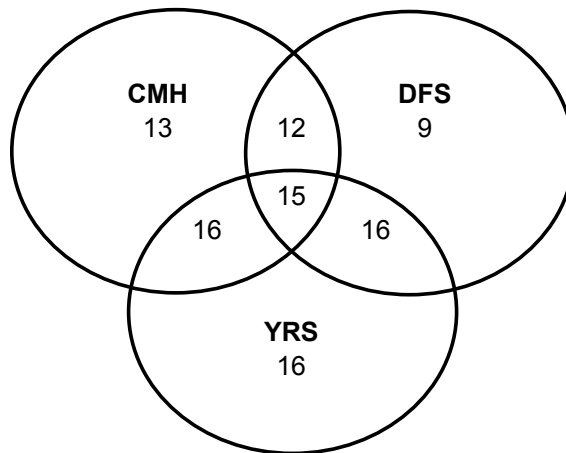


Mean Age by Location	
	Mean
At-Home	12
Out-of-Home	12
Total	12

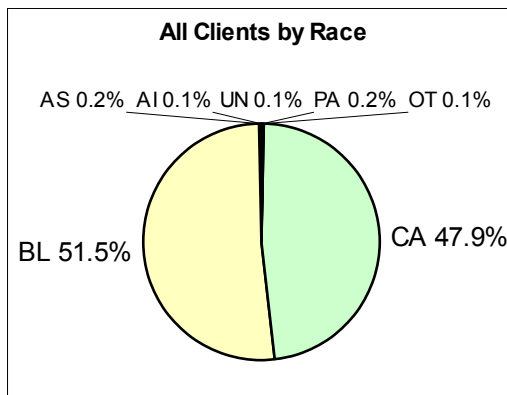
Mean Age by Gender	
	Mean
Female	11
Male	13
Total	12

Mean Age by Division	
	Mean
CMH	13
DFS	9
YRS	16
CMH&DFS	12
CMH&YRS	16
DFS&YRS	16
CMH&DFS&YRS	15
Total	12

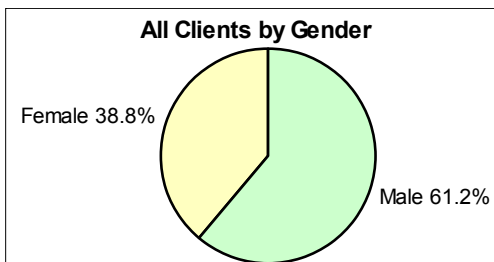
Mean Age by Division



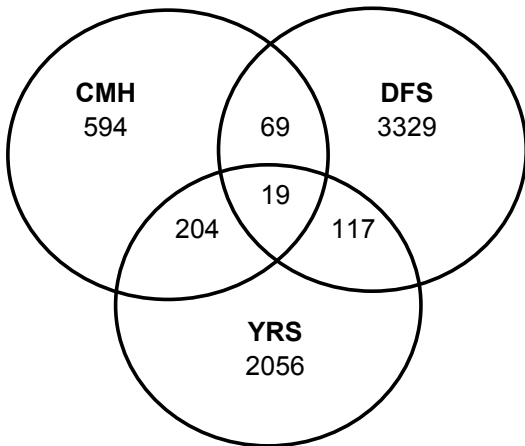
All Clients by Race		
	Frequency	Percent
AI	9	0.1
AS	16	0.2
BL	3887	51.5
CA	3613	47.9
OT	7	0.1
PA	12	0.2
UN	6	0.1
Total	7550	100.0



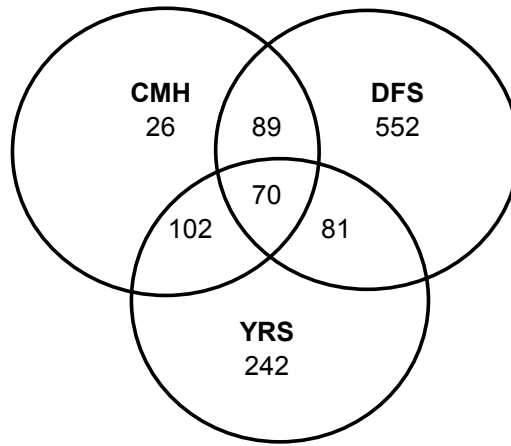
All Clients by Gender		
	Frequency	Percent
Female	2933	38.8
Male	4617	61.2
Total	7550	100.0



Client Location: At-Home



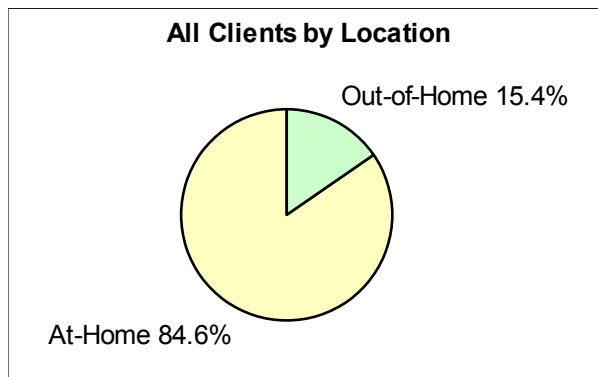
Client Location: Out-of-Home



Client Location by Division			
	At-Home	Out-of-Home	Total
CMH	594	26	620
DFS	3329	552	3881
YRS	2056	242	2298
CMH&DFS	69	89	158
CMH&YRS	204	102	306
DFS&YRS	117	81	198
CMH&DFS&YRS	19	70	89
Total	6388	1162	7550

Client Location by Division, %			
	At-Home	Out-of-Home	Total
CMH	95.8	4.2	100.0
DFS	85.8	14.2	100.0
YRS	89.5	10.5	100.0
CMH&DFS	43.7	56.3	100.0
CMH&YRS	66.7	33.3	100.0
DFS&YRS	59.1	40.9	100.0
CMH&DFS&YRS	21.3	78.7	100.0
Total	84.6	15.4	100.0

All Clients by Location		
	Frequency	Percent
At-Home	6388	84.6
Out-of-Home	1162	15.4
Total	7550	100.0



Venn Report: A Monthly Snapshot of DSCYF Client Enrollment

A snapshot is produced monthly representing client enrollment records open in FACTS on the last day of each month. Running the report is delayed one month to capture more complete client data. The analysis includes seven-celled Venn diagrams, charts, and tables to profile client distribution by

- division and multidivisional enrollment,
- client characteristics of age, gender, and race, and
- care location.

Client care location is defined as location of custodial care or residence of client. The "out-of-home" category is computed by using a table in FACTS that stores a summary of all past and current "out-of-home" care locations used for each client including, but not limited to, foster placement, group home, residential treatment, secure care, and hospitalization. If a client is currently in any such care setting, they are assigned to the "out-of-home" category. All other clients are assigned to the residual "at home" category.

Caution is advised in interpreting these data: client enrollment numbers do not represent all persons who were receiving DSCYF services on the target date. They do, however, represent an unduplicated number of persons recorded in FACTS identified as clients under age 21 years with open cases on the target date. The following summarizes criteria for including clients in the enrollment numbers:

- Persons in FACTS identified as clients with open cases,
- Participants in cases open in one or more division -- includes family members and alleged victims,
- Clients under 21 years, and
- Clients meeting all above criteria on the last day of the month.
- [Program Group SBS is excluded \(04/30/2003\)](#)

Clients who are not counted include:

- Interstate Compact Administration cases (administrative cases only on paper)
- Clients in OCM review cases (would create duplicate counts)
- Clients with uncoded age or gender (missing data)

Persons receiving services from DSCYF and not in FACTS include persons served by programs such as:

- K - 3
- Prevention
- Safe and Stable Families
- Early Intervention
- CAS Consultation