

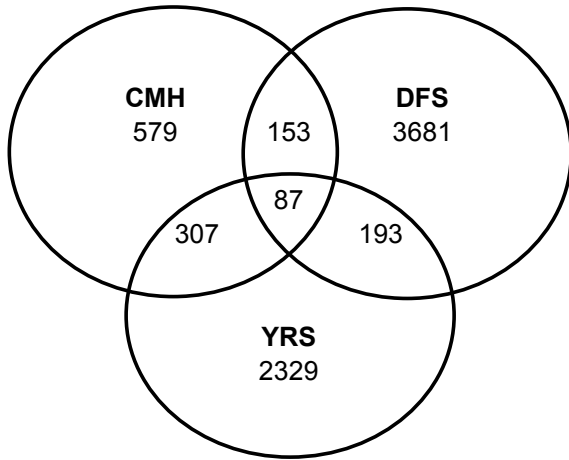
Venn Report

August 31, 2004 Snapshot



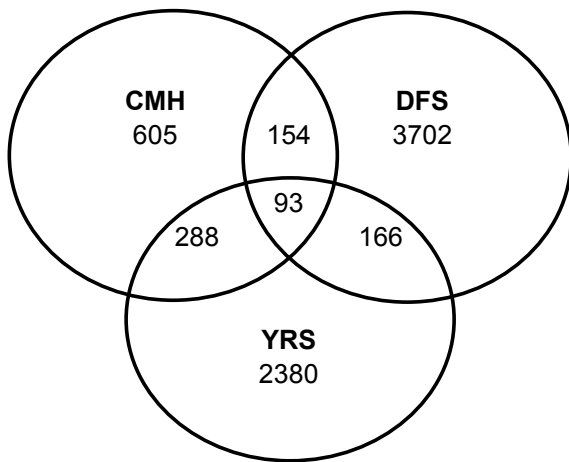
State

Departmental Client Distribution - August 31, 2004



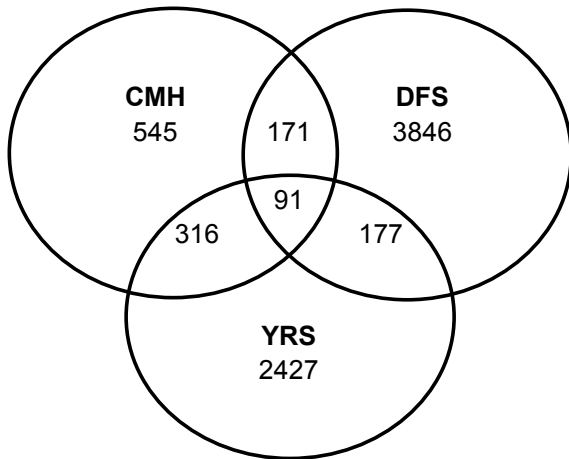
Client Distribution by Division		
	<u>Frequency</u>	<u>Percent</u>
CMH	579	7.9
DFS	3681	50.2
YRS	2329	31.8
CMH&DFS	153	2.1
CMH&YRS	307	4.2
DFS&YRS	193	2.6
CMH&DFS&YRS	87	1.2
Total	7329	100.0

Departmental Client Distribution - July 31, 2004



Client Distribution by Division		
	<u>Frequency</u>	<u>Percent</u>
CMH	605	8.2
DFS	3702	50.1
YRS	2380	32.2
CMH&DFS	154	2.1
CMH&YRS	288	3.9
DFS&YRS	166	2.2
CMH&DFS&YRS	93	1.3
Total	7388	100.0

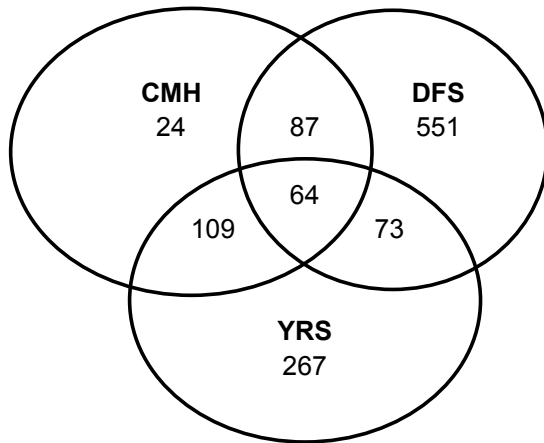
Departmental Client Distribution - August 31, 2003



Client Distribution by Division		
	<u>Frequency</u>	<u>Percent</u>
CMH	545	7.2
DFS	3846	50.8
YRS	2427	32.0
CMH&DFS	171	2.3
CMH&YRS	316	4.2
DFS&YRS	177	2.3
CMH&DFS&YRS	91	1.2
Total	7573	100.0

Departmental Out of Home Client Distribution - August 31, 2004

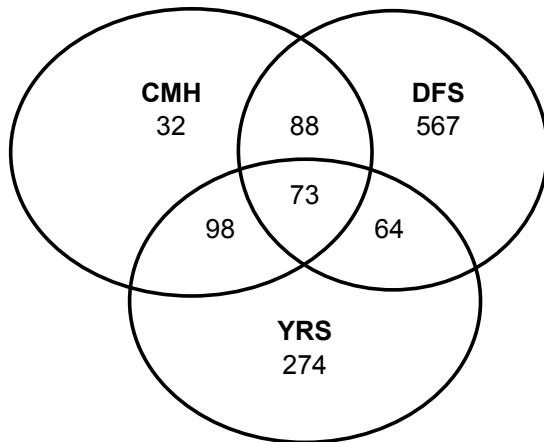
Client Location: Out-of-Home



	At-Home	Out-of-Home	Total
CMH	555	24	579
DFS	3130	551	3681
YRS	2062	267	2329
CMH&DFS	66	87	153
CMH&YRS	198	109	307
DFS&YRS	120	73	193
CMH&DFS&YRS	23	64	87
Total	6154	1175	7329

Departmental Out of Home Client Distribution - July 31, 2004

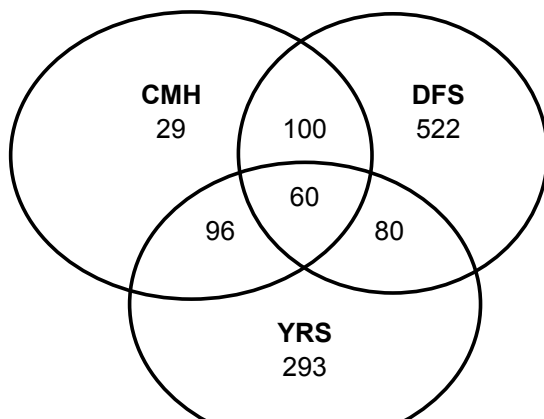
Client Location: Out-of-Home



	At-Home	Out-of-Home	Total
CMH	573	32	605
DFS	3135	567	3702
YRS	2106	274	2380
CMH&DFS	66	88	154
CMH&YRS	190	98	288
DFS&YRS	102	64	166
CMH&DFS&YRS	20	73	93
Total	6192	1196	7388

Departmental Out of Home Client Distribution - August 31, 2003

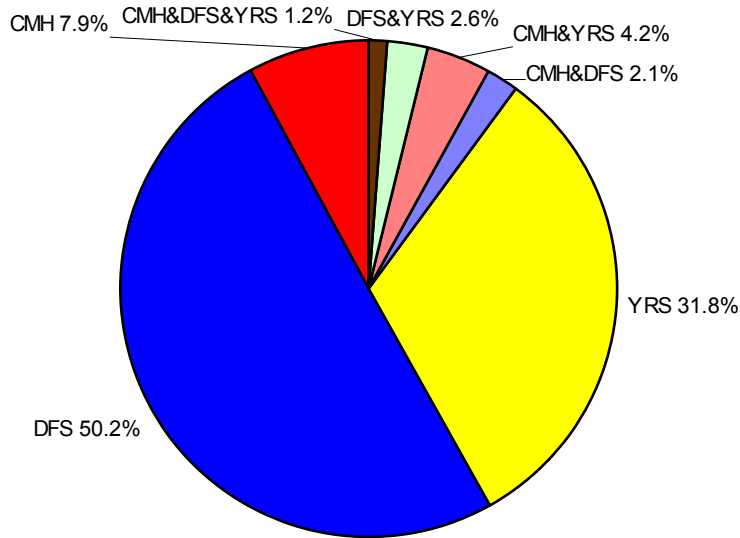
Client Location: Out-of-Home



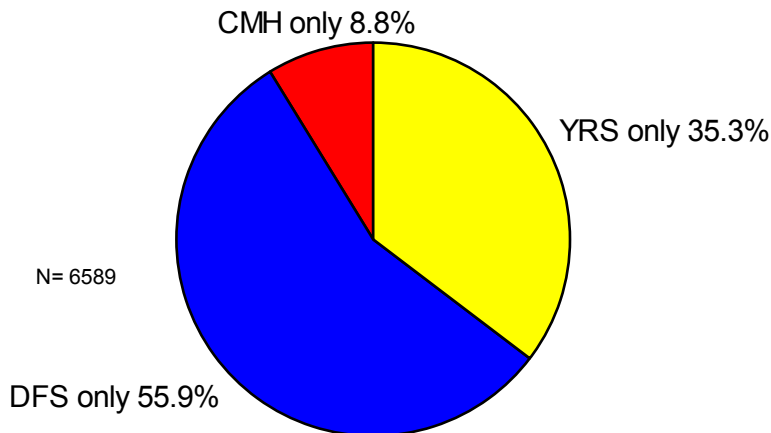
	At-Home	Out-of-Home	Total
CMH	516	29	545
DFS	3324	522	3846
YRS	2134	293	2427
CMH&DFS	71	100	171
CMH&YRS	220	96	316
DFS&YRS	97	80	177
CMH&DFS&YRS	31	60	91
Total	6393	1180	7573



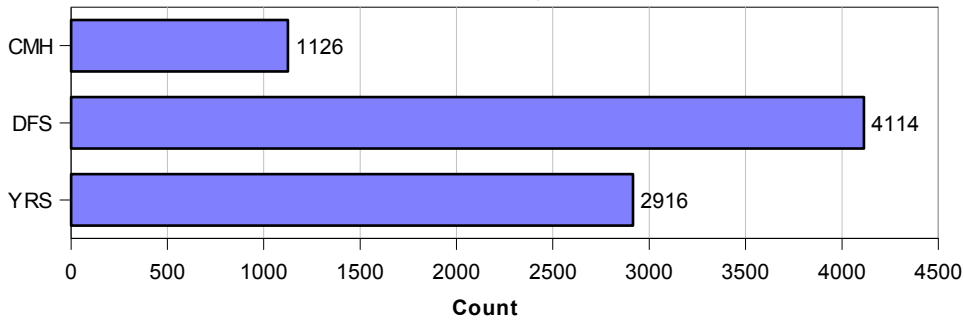
Where were clients enrolled on August 31, 2004?



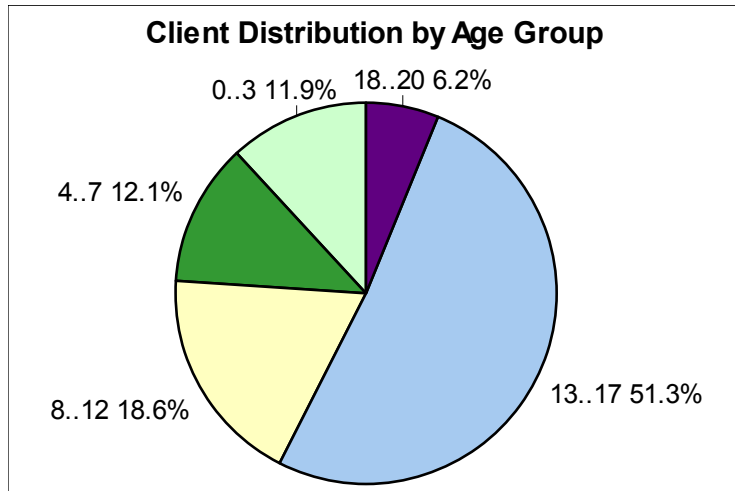
Clients Served By Only One Division



Clients Served by Division



All Clients by Age Group		
	<u>Frequency</u>	<u>Percent</u>
0..3	869	11.9
4..7	886	12.1
8..12	1361	18.6
13..17	3761	51.3
18..20	452	6.2
Total	7329	100.0

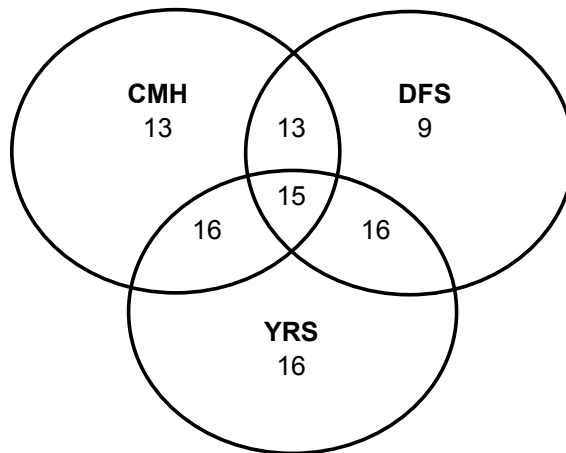


Mean Age by Location	
	<u>Mean</u>
At-Home	12
Out-of-Home	12
Total	12

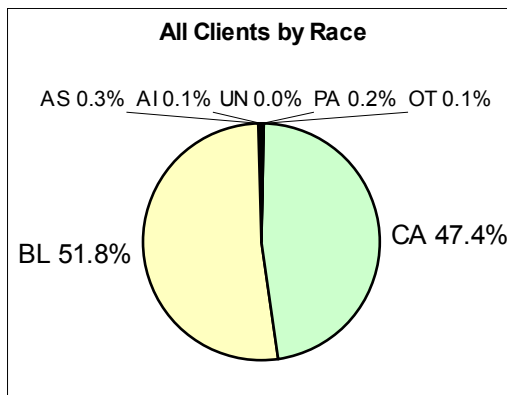
Mean Age by Gender	
	<u>Mean</u>
Female	11
Male	13
Total	12

Mean Age by Division	
	<u>Mean</u>
CMH	13
DFS	9
YRS	16
CMH&DFS	13
CMH&YRS	16
DFS&YRS	16
CMH&DFS&YRS	15
Total	12

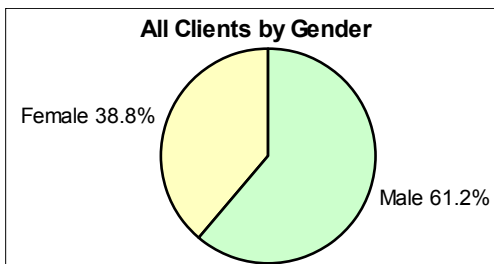
Mean Age by Division



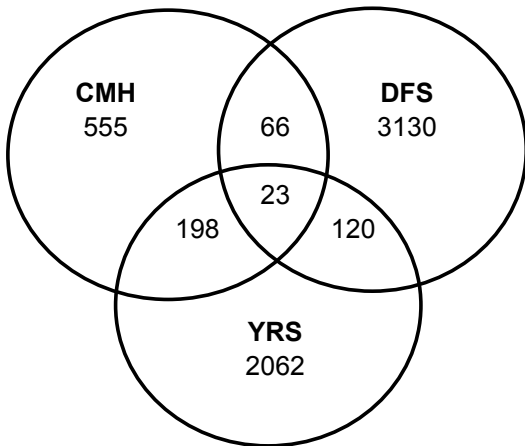
All Clients by Race		
	<u>Frequency</u>	<u>Percent</u>
AI	8	0.1
AS	23	0.3
BL	3799	51.8
CA	3475	47.4
OT	7	0.1
PA	14	0.2
UN	3	0.0
Total	7329	100.0



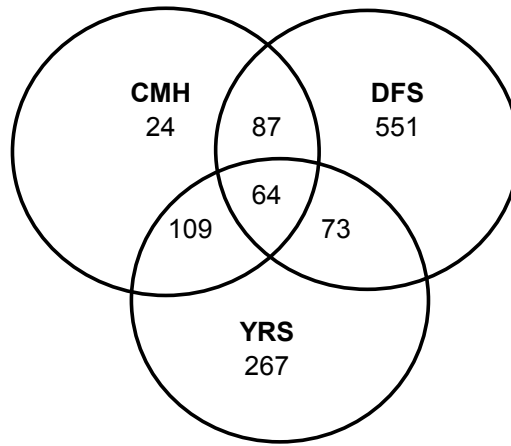
All Clients by Gender		
	<u>Frequency</u>	<u>Percent</u>
Female	2844	38.8
Male	4485	61.2
Total	7329	100.0



Client Location: At-Home



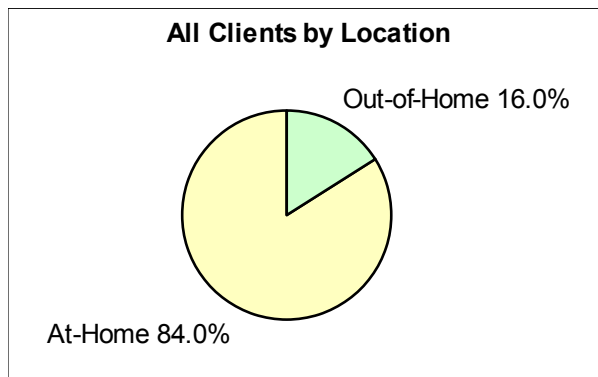
Client Location: Out-of-Home



Client Location by Division			
	<u>At-Home</u>	<u>Out-of-Home</u>	<u>Total</u>
CMH	555	24	579
DFS	3130	551	3681
YRS	2062	267	2329
CMH&DFS	66	87	153
CMH&YRS	198	109	307
DFS&YRS	120	73	193
CMH&DFS&YRS	23	64	87
Total	6154	1175	7329

Client Location by Division, %			
	<u>At-Home</u>	<u>Out-of-Home</u>	<u>Total</u>
CMH	95.9	4.1	100.0
DFS	85.0	15.0	100.0
YRS	88.5	11.5	100.0
CMH&DFS	43.1	56.9	100.0
CMH&YRS	64.5	35.5	100.0
DFS&YRS	62.2	37.8	100.0
CMH&DFS&YRS	26.4	73.6	100.0
Total	84.0	16.0	100.0

All Clients by Location		
	<u>Frequency</u>	<u>Percent</u>
At-Home	6154	84.0
Out-of-Home	1175	16.0
Total	7329	100.0



Venn Report: A Monthly Snapshot of DSCYF Client Enrollment

A snapshot is produced monthly representing client enrollment records open in FACTS on the last day of each month. Running the report is delayed one month to capture more complete client data. The analysis includes seven-celled Venn diagrams, charts, and tables to profile client distribution by

- division and multidivisional enrollment,
- client characteristics of age, gender, and race, and
- care location.

Client care location is defined as location of custodial care or residence of client. The "out-of-home" category is computed by using a table in FACTS that stores a summary of all past and current "out-of-home" care locations used for each client including, but not limited to, foster placement, group home, residential treatment, secure care, and hospitalization. If a client is currently in any such care setting, they are assigned to the "out-of-home" category. All other clients are assigned to the residual "at home" category.

Caution is advised in interpreting these data: client enrollment numbers do not represent all persons who were receiving DSCYF services on the target date. They do, however, represent an unduplicated number of persons recorded in FACTS identified as clients under age 21 years with open cases on the target date. The following summarizes criteria for including clients in the enrollment numbers:

- Persons in FACTS identified as clients with open cases,
- Participants in cases open in one or more division -- includes family members and alleged victims,
- Clients under 21 years, and
- Clients meeting all above criteria on the last day of the month.
- [Program Group SBS is excluded \(04/30/2003\)](#)

Clients who are not counted include:

- Interstate Compact Administration cases (administrative cases only on paper)
- Clients in OCM review cases (would create duplicate counts)
- Clients with uncoded age or gender (missing data)

Persons receiving services from DSCYF and not in FACTS include persons served by programs such as:

- K - 3
- Prevention
- Safe and Stable Families
- Early Intervention
- CAS Consultation