

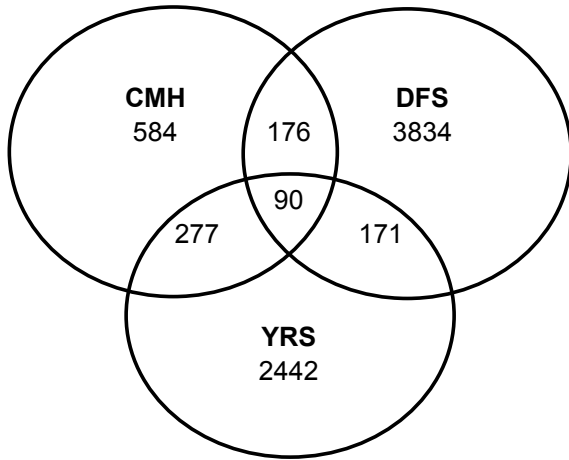
Venn Report

May 31, 2004 Snapshot



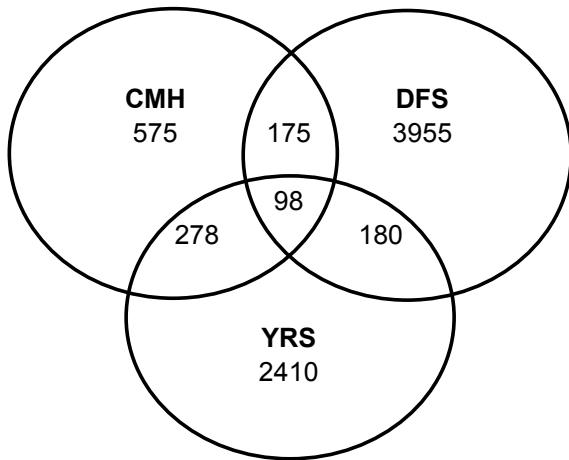
State

Departmental Client Distribution - May 31, 2004



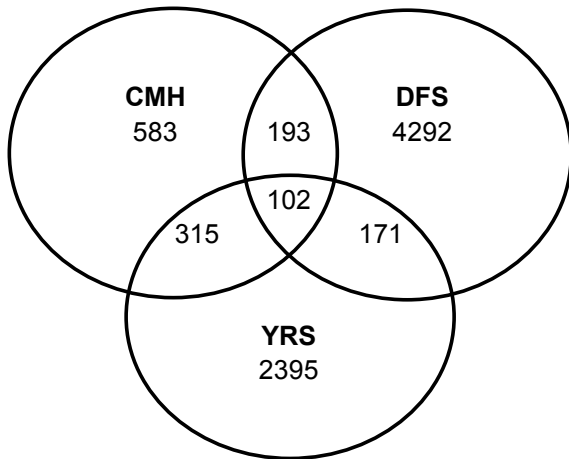
Client Distribution by Division		
	<u>Frequency</u>	<u>Percent</u>
CMH	584	7.7
DFS	3834	50.6
YRS	2442	32.2
CMH&DFS	176	2.3
CMH&YRS	277	3.7
DFS&YRS	171	2.3
CMH&DFS&YRS	90	1.2
Total	7574	100.0

Departmental Client Distribution - April 30, 2004



Client Distribution by Division		
	<u>Frequency</u>	<u>Percent</u>
CMH	575	7.5
DFS	3955	51.6
YRS	2410	31.4
CMH&DFS	175	2.3
CMH&YRS	278	3.6
DFS&YRS	180	2.3
CMH&DFS&YRS	98	1.3
Total	7671	100.0

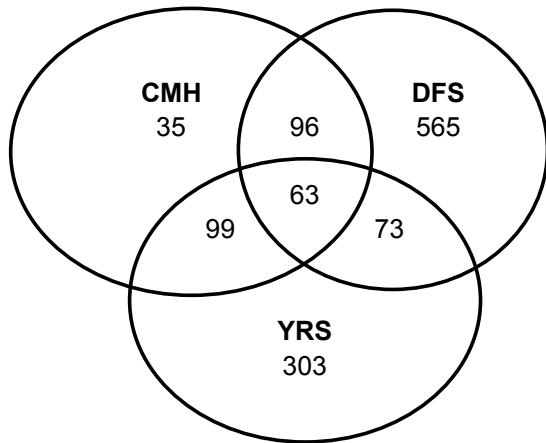
Departmental Client Distribution - May 31, 2003



Client Distribution by Division		
	<u>Frequency</u>	<u>Percent</u>
CMH	583	7.2
DFS	4292	53.3
YRS	2395	29.7
CMH&DFS	193	2.4
CMH&YRS	315	3.9
DFS&YRS	171	2.1
CMH&DFS&YRS	102	1.3
Total	8051	100.0

Departmental Out of Home Client Distribution - May 31, 2004

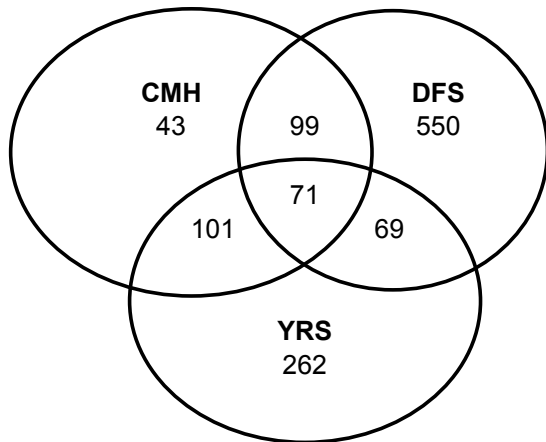
Client Location: Out-of-Home



	At-Home	Out-of-Home	Total
CMH	549	35	584
DFS	3269	565	3834
YRS	2139	303	2442
CMH&DFS	80	96	176
CMH&YRS	178	99	277
DFS&YRS	98	73	171
CMH&DFS&YRS	27	63	90
Total	6340	1234	7574

Departmental Out of Home Client Distribution - April 30, 2004

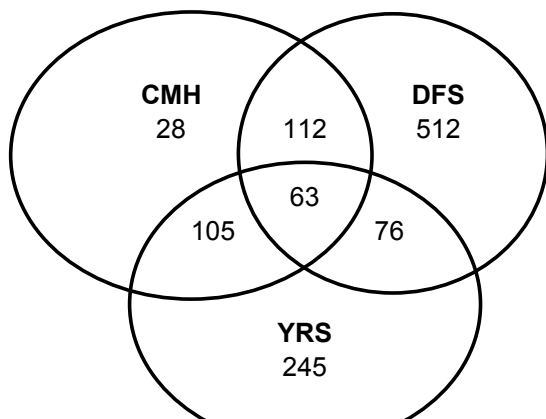
Client Location: Out-of-Home



	At-Home	Out-of-Home	Total
CMH	532	43	575
DFS	3405	550	3955
YRS	2148	262	2410
CMH&DFS	76	99	175
CMH&YRS	177	101	278
DFS&YRS	111	69	180
CMH&DFS&YRS	27	71	98
Total	6476	1195	7671

Departmental Out of Home Client Distribution - May 31, 2003

Client Location: Out-of-Home

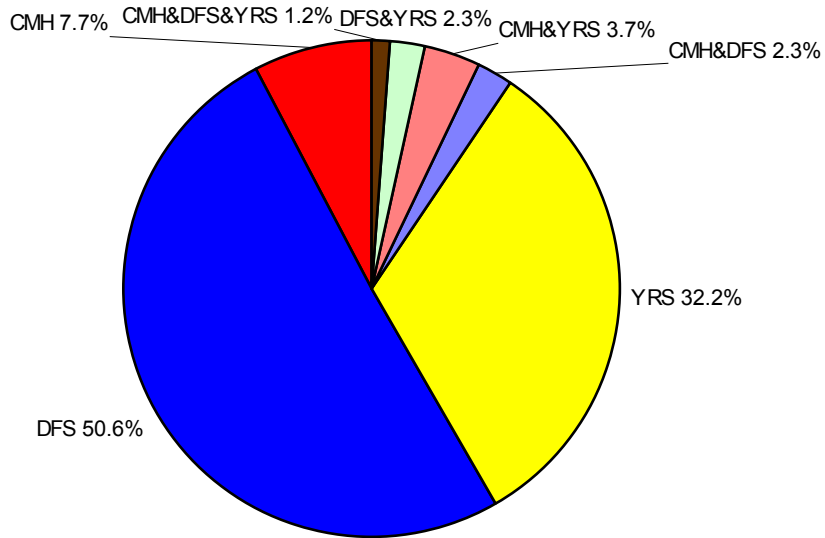


	At-Home	Out-of-Home	Total
CMH	555	28	583
DFS	3780	512	4292
YRS	2150	245	2395
CMH&DFS	81	112	193
CMH&YRS	210	105	315
DFS&YRS	95	76	171
CMH&DFS&YRS	39	63	102
Total	6910	1141	8051

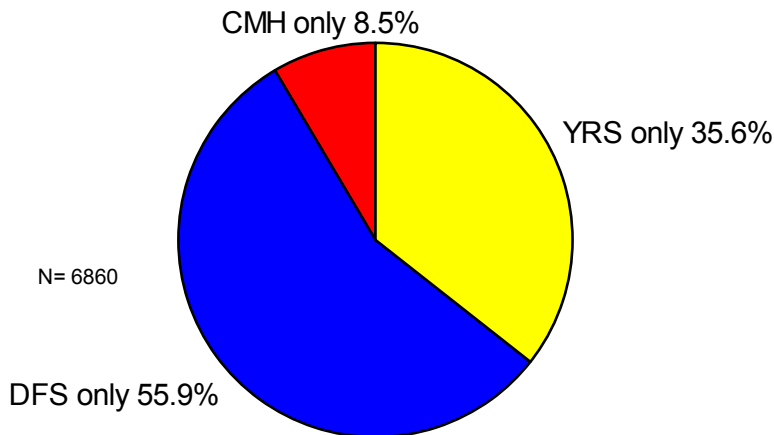
DSCYF Clients Ages 0 through 20 Years with Open Cases: May 31, 2004



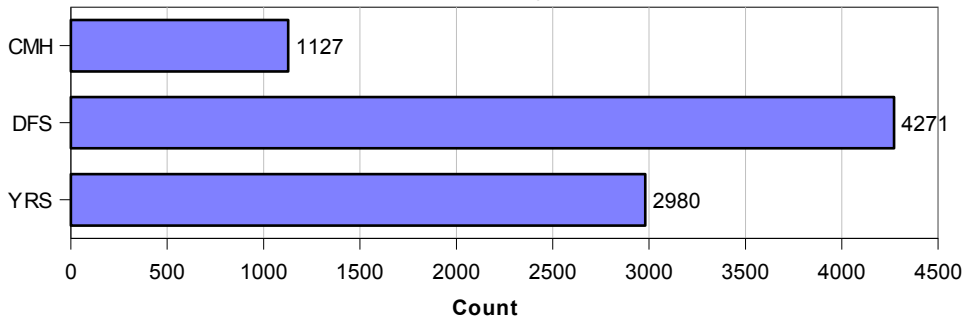
Where were clients enrolled on May 31, 2004?



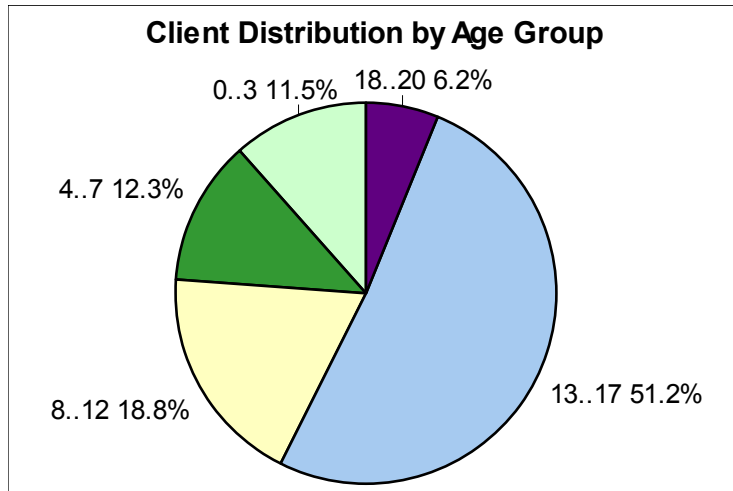
Clients Served By Only One Division



Clients Served by Division



All Clients by Age Group		
	Frequency	Percent
0..3	873	11.5
4..7	934	12.3
8..12	1421	18.8
13..17	3880	51.2
18..20	466	6.2
Total	7574	100.0

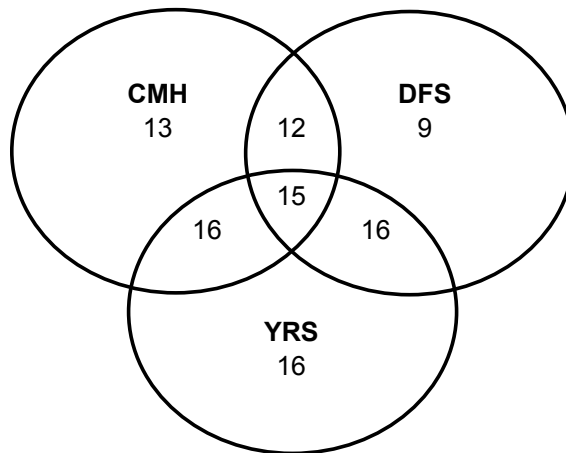


Mean Age by Location	
	Mean
At-Home	12
Out-of-Home	13
Total	12

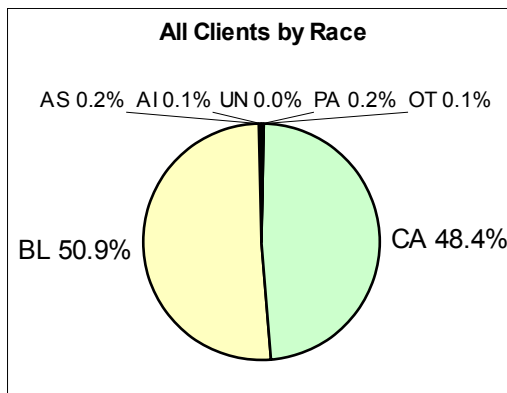
Mean Age by Gender	
	Mean
Female	11
Male	13
Total	12

Mean Age by Division	
	Mean
CMH	13
DFS	9
YRS	16
CMH&DFS	12
CMH&YRS	16
DFS&YRS	16
CMH&DFS&YRS	15
Total	12

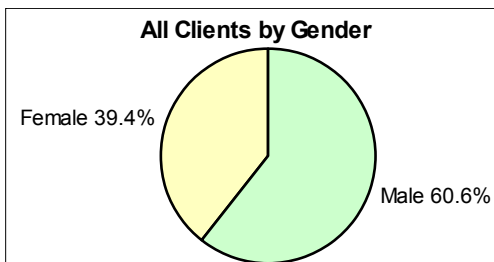
Mean Age by Division



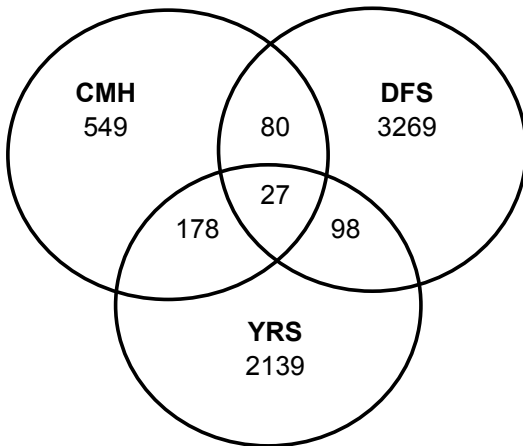
All Clients by Race		
	Frequency	Percent
AI	10	0.1
AS	18	0.2
BL	3856	50.9
CA	3666	48.4
OT	8	0.1
PA	13	0.2
UN	3	0.0
Total	7574	100.0



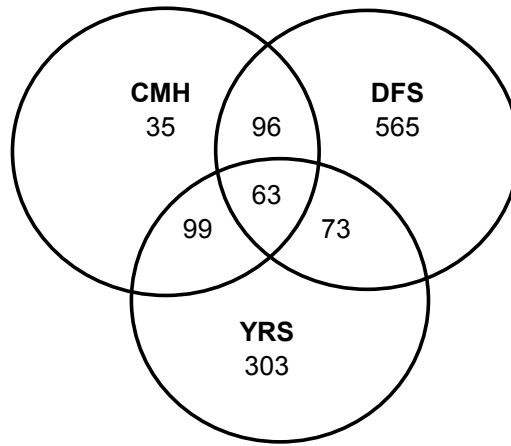
All Clients by Gender		
	Frequency	Percent
Female	2982	39.4
Male	4592	60.6
Total	7574	100.0



Client Location: At-Home



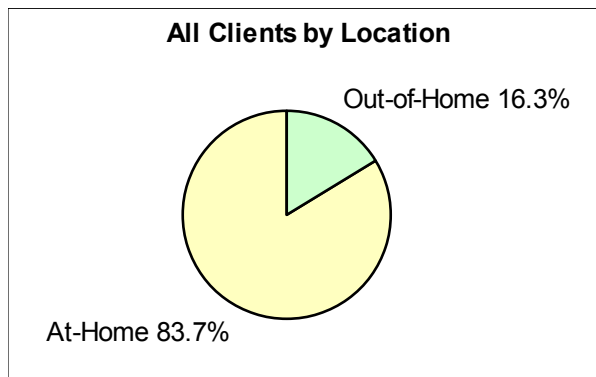
Client Location: Out-of-Home



Client Location by Division			
	At-Home	Out-of-Home	Total
CMH	549	35	584
DFS	3269	565	3834
YRS	2139	303	2442
CMH&DFS	80	96	176
CMH&YRS	178	99	277
DFS&YRS	98	73	171
CMH&DFS&YRS	27	63	90
Total	6340	1234	7574

Client Location by Division, %			
	At-Home	Out-of-Home	Total
CMH	94.0	6.0	100.0
DFS	85.3	14.7	100.0
YRS	87.6	12.4	100.0
CMH&DFS	45.5	54.5	100.0
CMH&YRS	64.3	35.7	100.0
DFS&YRS	57.3	42.7	100.0
CMH&DFS&YRS	30.0	70.0	100.0
Total	83.7	16.3	100.0

All Clients by Location		
	Frequency	Percent
At-Home	6340	83.7
Out-of-Home	1234	16.3
Total	7574	100.0



Venn Report: A Monthly Snapshot of DSCYF Client Enrollment

A snapshot is produced monthly representing client enrollment records open in FACTS on the last day of each month. Running the report is delayed one month to capture more complete client data. The analysis includes seven-celled Venn diagrams, charts, and tables to profile client distribution by

- division and multidivisional enrollment,
- client characteristics of age, gender, and race, and
- care location.

Client care location is defined as location of custodial care or residence of client. The "out-of-home" category is computed by using a table in FACTS that stores a summary of all past and current "out-of-home" care locations used for each client including, but not limited to, foster placement, group home, residential treatment, secure care, and hospitalization. If a client is currently in any such care setting, they are assigned to the "out-of-home" category. All other clients are assigned to the residual "at home" category.

Caution is advised in interpreting these data: client enrollment numbers do not represent all persons who were receiving DSCYF services on the target date. They do, however, represent an unduplicated number of persons recorded in FACTS identified as clients under age 21 years with open cases on the target date. The following summarizes criteria for including clients in the enrollment numbers:

- Persons in FACTS identified as clients with open cases,
- Participants in cases open in one or more division -- includes family members and alleged victims,
- Clients under 21 years, and
- Clients meeting all above criteria on the last day of the month.
- [Program Group SBS is excluded \(04/30/2003\)](#)

Clients who are not counted include:

- Interstate Compact Administration cases (administrative cases only on paper)
- Clients in OCM review cases (would create duplicate counts)
- Clients with uncoded age or gender (missing data)

Persons receiving services from DSCYF and not in FACTS include persons served by programs such as:

- K - 3
- Prevention
- Safe and Stable Families
- Early Intervention
- CAS Consultation