

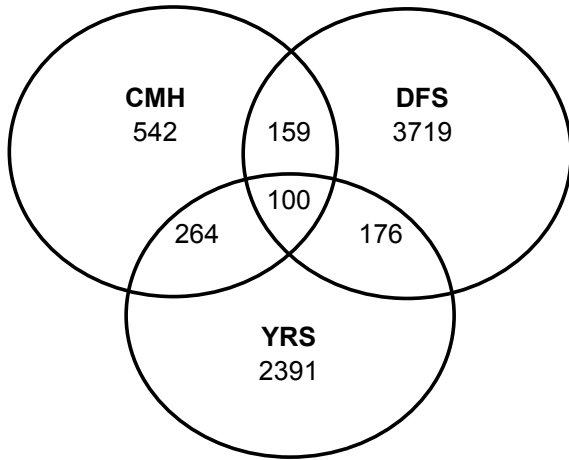
Venn Report

December 31, 2003 Snapshot



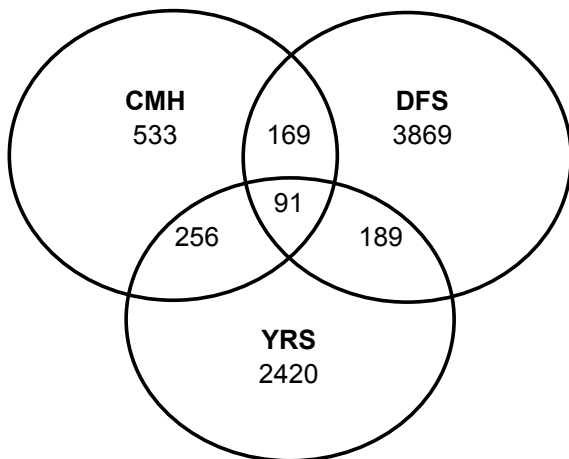
State

Departmental Client Distribution - December 31, 2003



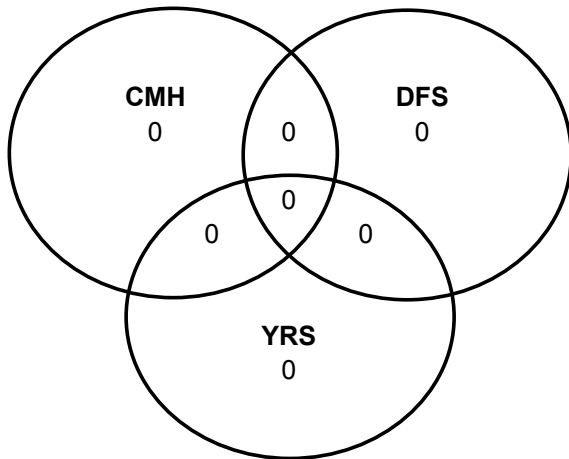
Client Distribution by Division		
	Frequency	Percent
CMH	542	7.4
DFS	3719	50.6
YRS	2391	32.5
CMH&DFS	159	2.2
CMH&YRS	264	3.6
DFS&YRS	176	2.4
CMH&DFS&YRS	100	1.4
Total	7351	100.0

Departmental Client Distribution - November 30, 2003



Client Distribution by Division		
	Frequency	Percent
CMH	533	7.1
DFS	3869	51.4
YRS	2420	32.2
CMH&DFS	169	2.2
CMH&YRS	256	3.4
DFS&YRS	189	2.5
CMH&DFS&YRS	91	1.2
Total	7527	100.0

Departmental Client Distribution - December 31, 2002

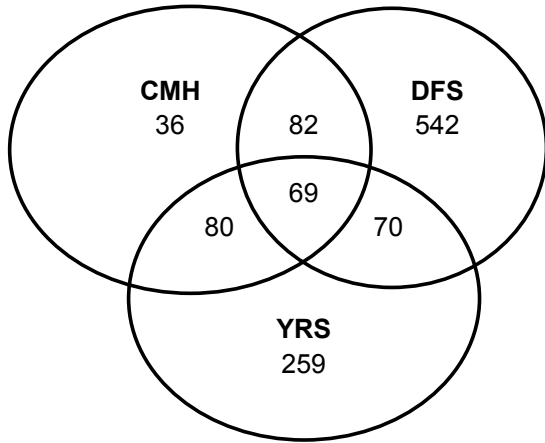


Client Distribution by Division		
	Frequency	Percent
CMH	0	#DIV/0!
DFS	0	#DIV/0!
YRS	0	#DIV/0!
CMH&DFS	0	#DIV/0!
CMH&YRS	0	#DIV/0!
DFS&YRS	0	#DIV/0!
CMH&DFS&YRS	0	#DIV/0!
Total	0	#DIV/0!

DSCYF Clients Ages 0 through 20 Years with Open Cases: December 31, 2003

Departmental Out of Home Client Distribution - December 31, 2003

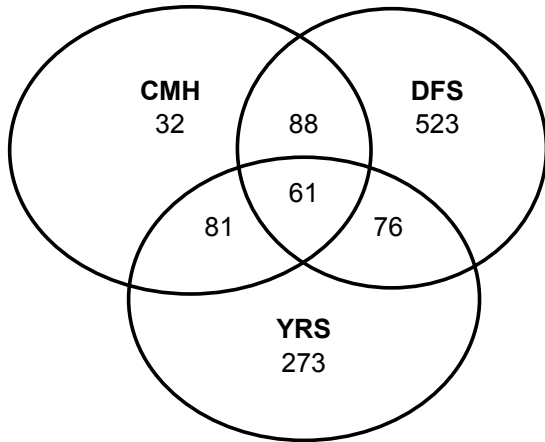
Client Location: Out-of-Home



	At-Home	Out-of-Home	Total
CMH	506	36	542
DFS	3177	542	3719
YRS	2132	259	2391
CMH&DFS	77	82	159
CMH&YRS	184	80	264
DFS&YRS	106	70	176
CMH&DFS&YRS	31	69	100
Total	6213	1138	7351

Departmental Out of Home Client Distribution - November 30, 2003

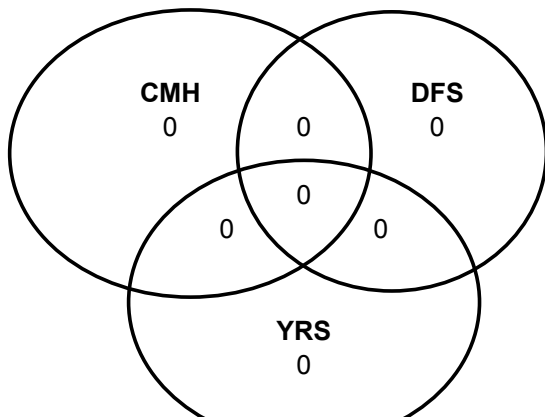
Client Location: Out-of-Home



	At-Home	Out-of-Home	Total
CMH	501	32	533
DFS	3346	523	3869
YRS	2147	273	2420
CMH&DFS	81	88	169
CMH&YRS	175	81	256
DFS&YRS	113	76	189
CMH&DFS&YRS	30	61	91
Total	6393	1134	7527

Departmental Out of Home Client Distribution - December 31, 2002

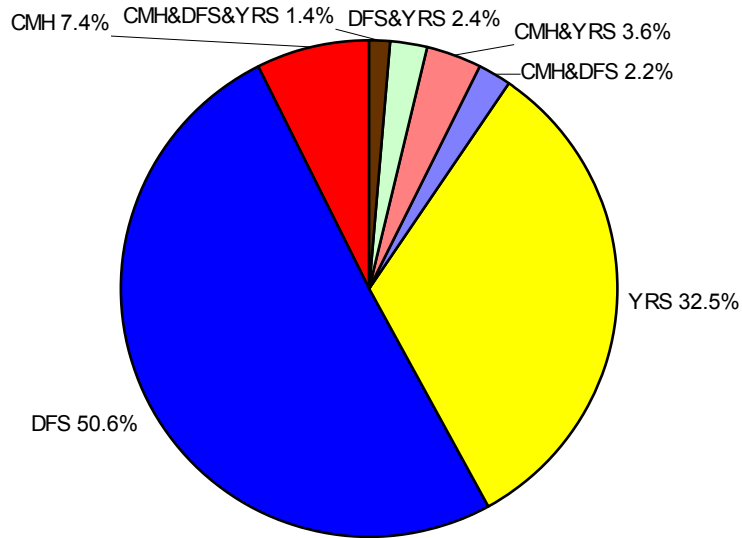
Client Location: Out-of-Home



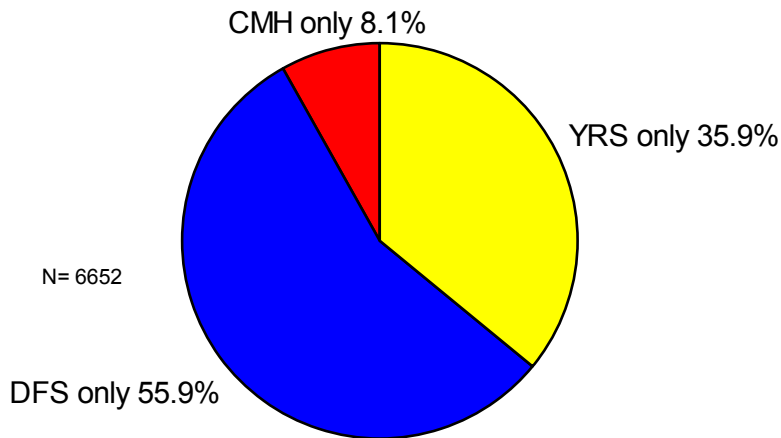
	At-Home	Out-of-Home	Total
CMH	0	0	0
DFS	0	0	0
YRS	0	0	0
CMH&DFS	0	0	0
CMH&YRS	0	0	0
DFS&YRS	0	0	0
CMH&DFS&YRS	0	0	0
Total	0	0	0



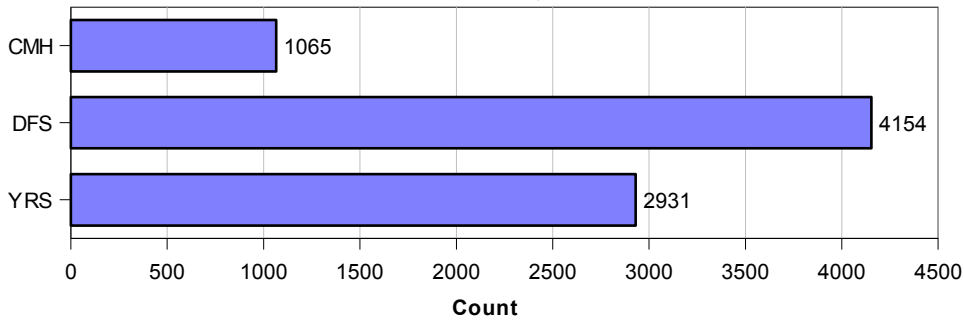
Where were clients enrolled on December 31, 2003?



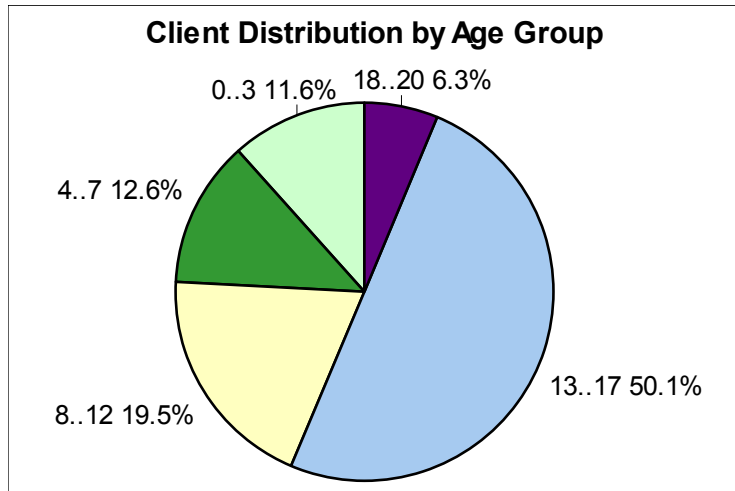
Clients Served By Only One Division



Clients Served by Division



All Clients by Age Group		
	<u>Frequency</u>	<u>Percent</u>
0..3	855	11.6
4..7	923	12.6
8..12	1430	19.5
13..17	3682	50.1
18..20	461	6.3
Total	7351	100.0

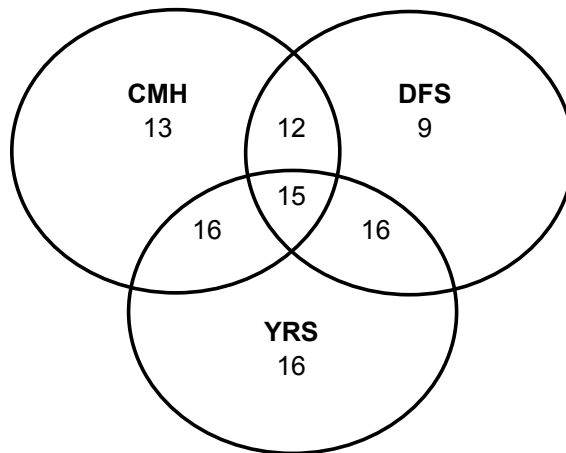


Mean Age by Location	
	<u>Mean</u>
At-Home	12
Out-of-Home	12
Total	12

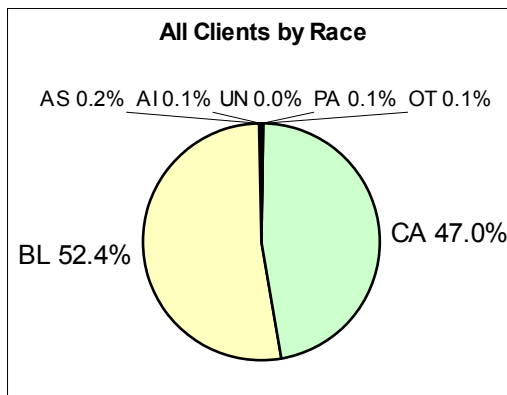
Mean Age by Gender	
	<u>Mean</u>
Female	11
Male	13
Total	12

Mean Age by Division	
	<u>Mean</u>
CMH	13
DFS	9
YRS	16
CMH&DFS	12
CMH&YRS	16
DFS&YRS	16
CMH&DFS&YRS	15
Total	12

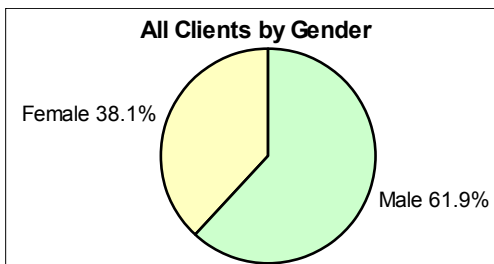
Mean Age by Division



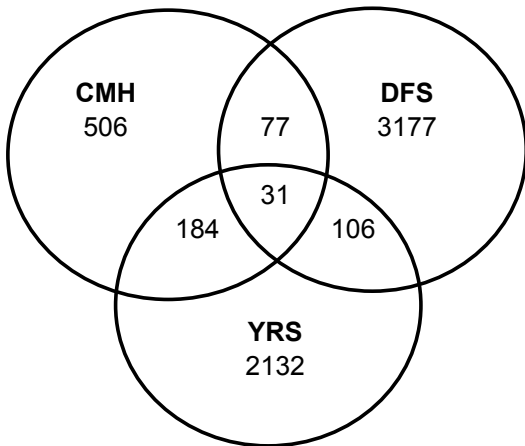
All Clients by Race		
	<u>Frequency</u>	<u>Percent</u>
AI	11	0.1
AS	13	0.2
BL	3851	52.4
CA	3458	47.0
OT	7	0.1
PA	8	0.1
UN	3	0.0
Total	7351	100.0



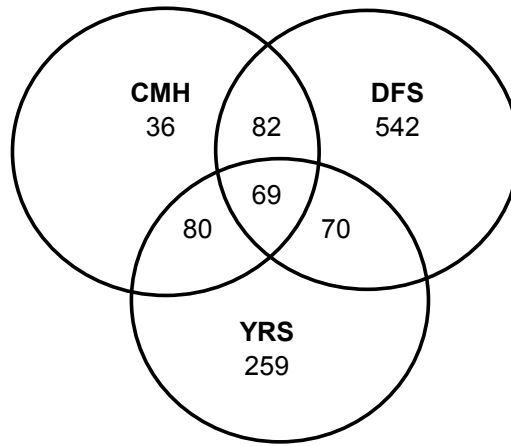
All Clients by Gender		
	<u>Frequency</u>	<u>Percent</u>
Female	2802	38.1
Male	4549	61.9
Total	7351	100.0



Client Location: At-Home



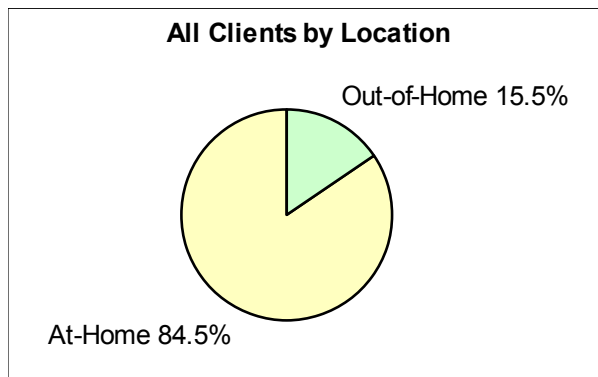
Client Location: Out-of-Home



Client Location by Division			
	<u>At-Home</u>	<u>Out-of-Home</u>	<u>Total</u>
CMH	506	36	542
DFS	3177	542	3719
YRS	2132	259	2391
CMH&DFS	77	82	159
CMH&YRS	184	80	264
DFS&YRS	106	70	176
CMH&DFS&YRS	31	69	100
Total	6213	1138	7351

Client Location by Division, %			
	<u>At-Home</u>	<u>Out-of-Home</u>	<u>Total</u>
CMH	93.4	6.6	100.0
DFS	85.4	14.6	100.0
YRS	89.2	10.8	100.0
CMH&DFS	48.4	51.6	100.0
CMH&YRS	69.7	30.3	100.0
DFS&YRS	60.2	39.8	100.0
CMH&DFS&YRS	31.0	69.0	100.0
Total	84.5	15.5	100.0

All Clients by Location		
	<u>Frequency</u>	<u>Percent</u>
At-Home	6213	84.5
Out-of-Home	1138	15.5
Total	7351	100.0



Venn Report: A Monthly Snapshot of DSCYF Client Enrollment

A snapshot is produced monthly representing client enrollment records open in FACTS on the last day of each month. Running the report is delayed one month to capture more complete client data. The analysis includes seven-celled Venn diagrams, charts, and tables to profile client distribution by

- division and multidivisional enrollment,
- client characteristics of age, gender, and race, and
- care location.

Client care location is defined as location of custodial care or residence of client. The "out-of-home" category is computed by using a table in FACTS that stores a summary of all past and current "out-of-home" care locations used for each client including, but not limited to, foster placement, group home, residential treatment, secure care, and hospitalization. If a client is currently in any such care setting, they are assigned to the "out-of-home" category. All other clients are assigned to the residual "at home" category.

Caution is advised in interpreting these data: client enrollment numbers do not represent all persons who were receiving DSCYF services on the target date. They do, however, represent an unduplicated number of persons recorded in FACTS identified as clients under age 21 years with open cases on the target date. The following summarizes criteria for including clients in the enrollment numbers:

- Persons in FACTS identified as clients with open cases,
- Participants in cases open in one or more division -- includes family members and alleged victims,
- Clients under 21 years, and
- Clients meeting all above criteria on the last day of the month.
- [Program Group SBS is excluded \(04/30/2003\)](#)

Clients who are not counted include:

- Interstate Compact Administration cases (administrative cases only on paper)
- Clients in OCM review cases (would create duplicate counts)
- Clients with uncoded age or gender (missing data)

Persons receiving services from DSCYF and not in FACTS include persons served by programs such as:

- K - 3
- Prevention
- Safe and Stable Families
- Early Intervention
- CAS Consultation