

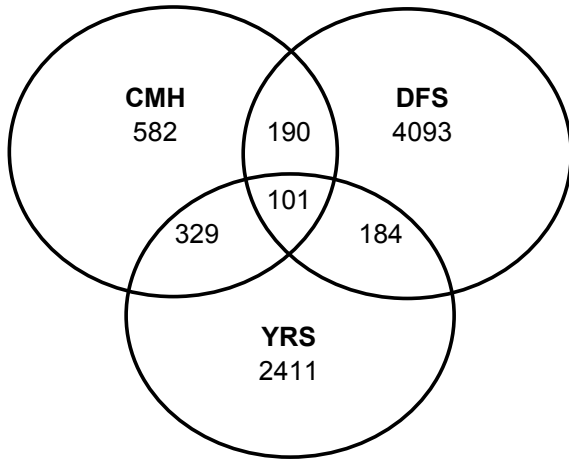
Venn Report

July 31, 2003 Snapshot



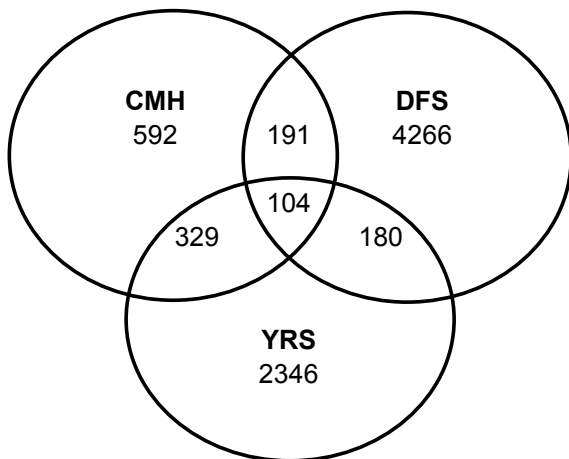
State

Departmental Client Distribution - July 31, 2003



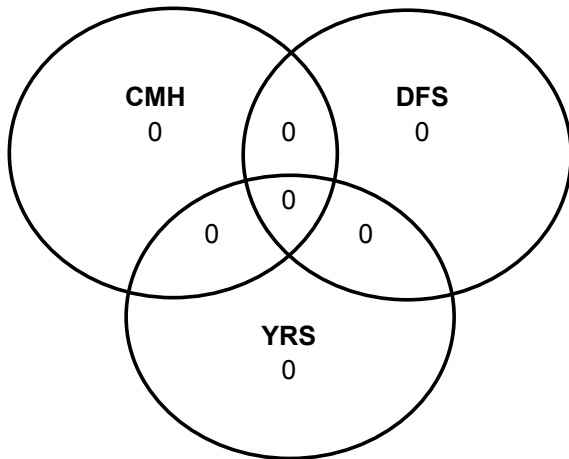
Client Distribution by Division		
	<u>Frequency</u>	<u>Percent</u>
CMH	582	7.4
DFS	4093	51.9
YRS	2411	30.6
CMH&DFS	190	2.4
CMH&YRS	329	4.2
DFS&YRS	184	2.3
CMH&DFS&YRS	101	1.3
Total	7890	100.0

Departmental Client Distribution - June 30, 2003



Client Distribution by Division		
	<u>Frequency</u>	<u>Percent</u>
CMH	592	7.4
DFS	4266	53.3
YRS	2346	29.3
CMH&DFS	191	2.4
CMH&YRS	329	4.1
DFS&YRS	180	2.2
CMH&DFS&YRS	104	1.3
Total	8008	100.0

Departmental Client Distribution - July 31, 2002

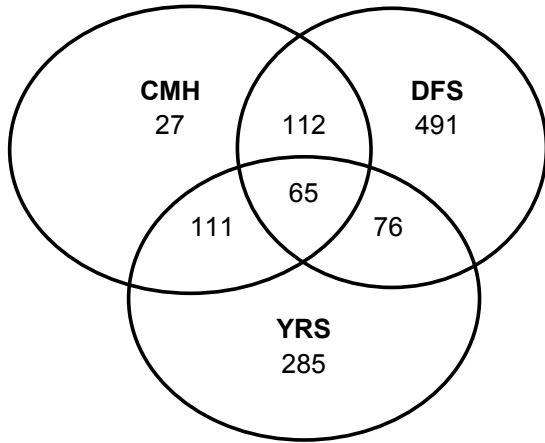


Client Distribution by Division		
	<u>Frequency</u>	<u>Percent</u>
CMH	0	#DIV/0!
DFS	0	#DIV/0!
YRS	0	#DIV/0!
CMH&DFS	0	#DIV/0!
CMH&YRS	0	#DIV/0!
DFS&YRS	0	#DIV/0!
CMH&DFS&YRS	0	#DIV/0!
Total	0	#DIV/0!

DSCYF Clients Ages 0 through 20 Years with Open Cases: July 31, 2003

Departmental Out of Home Client Distribution - July 31, 2003

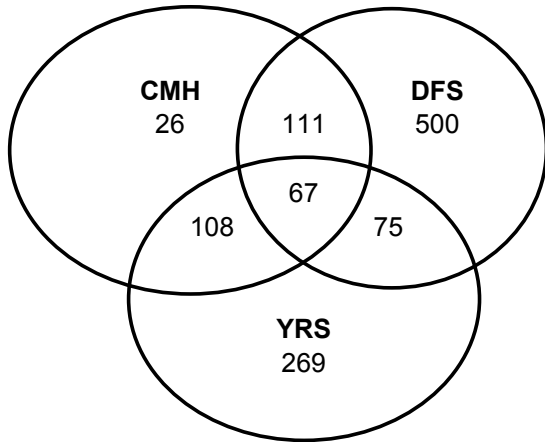
Client Location: Out-of-Home



	At-Home	Out-of-Home	Total
CMH	555	27	582
DFS	3602	491	4093
YRS	2126	285	2411
CMH&DFS	78	112	190
CMH&YRS	218	111	329
DFS&YRS	108	76	184
CMH&DFS&YRS	36	65	101
Total	6723	1167	7890

Departmental Out of Home Client Distribution - June 30, 2003

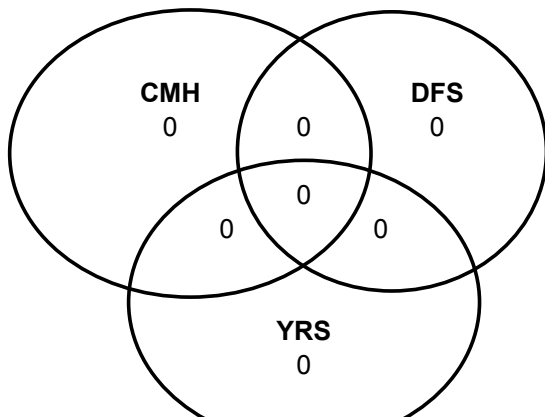
Client Location: Out-of-Home



	At-Home	Out-of-Home	Total
CMH	566	26	592
DFS	3766	500	4266
YRS	2077	269	2346
CMH&DFS	80	111	191
CMH&YRS	221	108	329
DFS&YRS	105	75	180
CMH&DFS&YRS	37	67	104
Total	6852	1156	8008

Departmental Out of Home Client Distribution - July 31, 2002

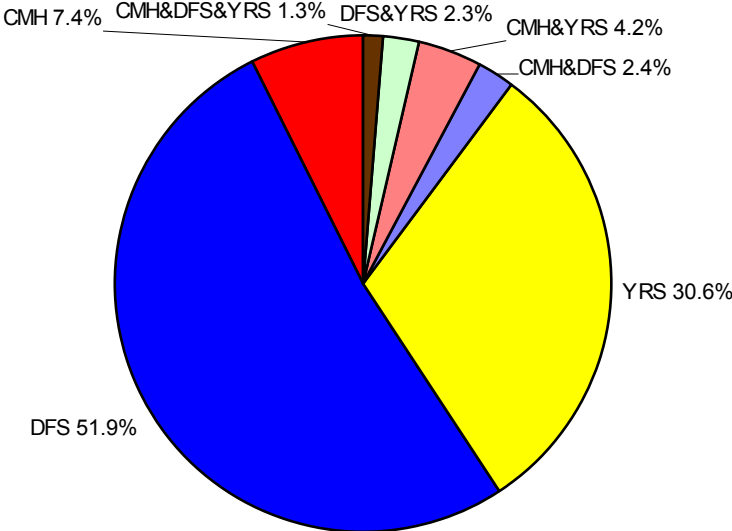
Client Location: Out-of-Home



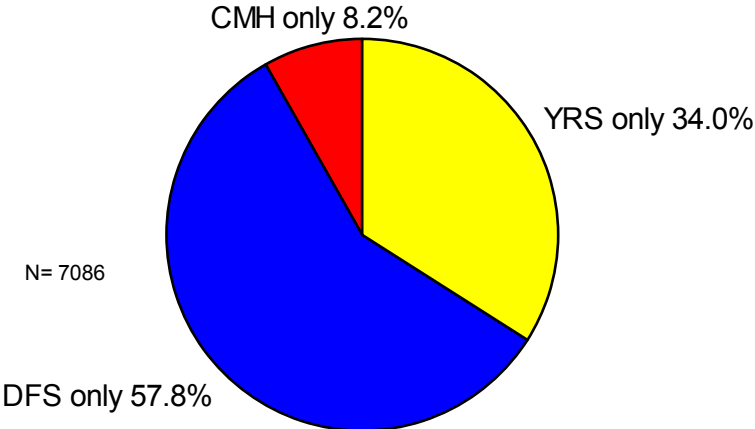
	At-Home	Out-of-Home	Total
CMH	0	0	0
DFS	0	0	0
YRS	0	0	0
CMH&DFS	0	0	0
CMH&YRS	0	0	0
DFS&YRS	0	0	0
CMH&DFS&YRS	0	0	0
Total	0	0	0



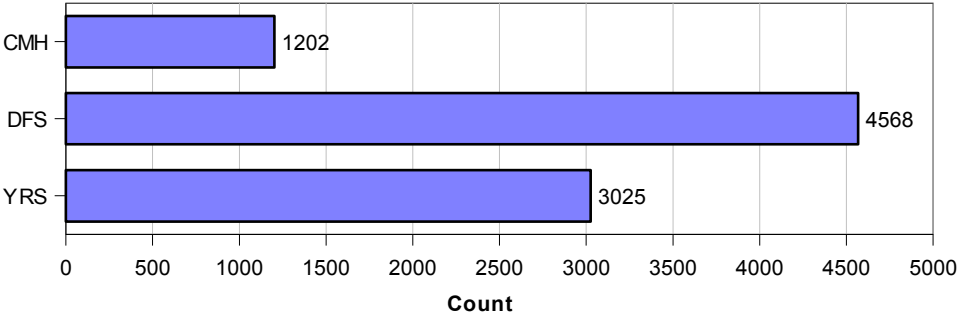
Where were clients enrolled on July 31, 2003?



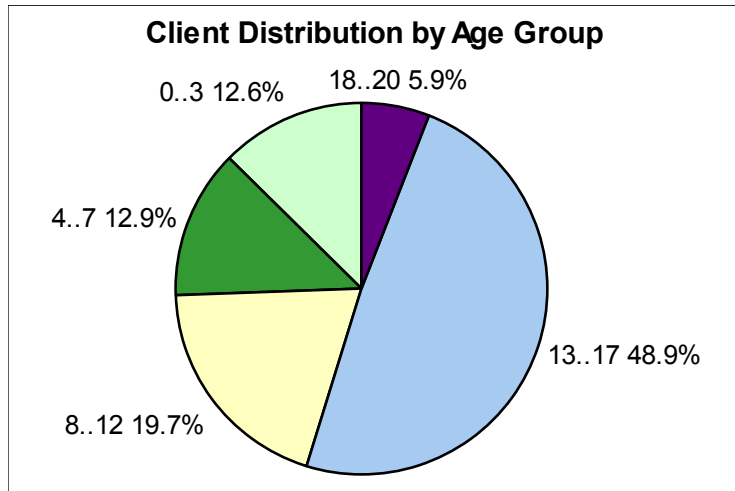
Clients Served By Only One Division



Clients Served by Division



All Clients by Age Group		
	Frequency	Percent
0..3	995	12.6
4..7	1021	12.9
8..12	1552	19.7
13..17	3856	48.9
18..20	466	5.9
Total	7890	100.0

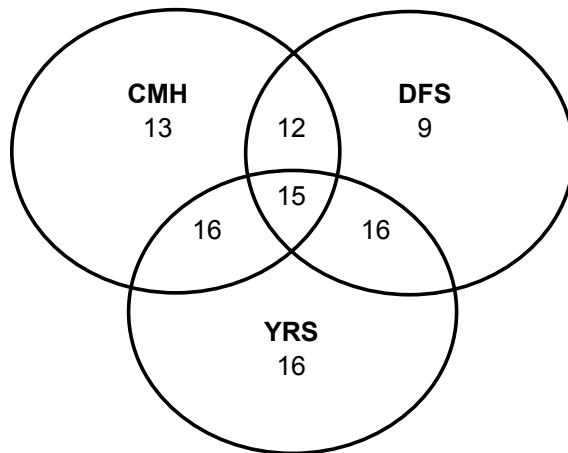


Mean Age by Location	
	Mean
At-Home	12
Out-of-Home	13
Total	12

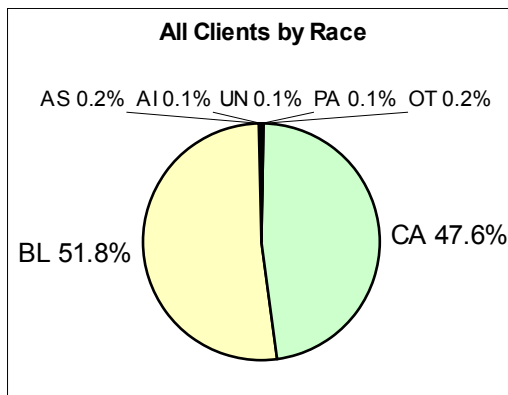
Mean Age by Gender	
	Mean
Female	11
Male	12
Total	12

Mean Age by Division	
	Mean
CMH	13
DFS	9
YRS	16
CMH&DFS	12
CMH&YRS	16
DFS&YRS	16
CMH&DFS&YRS	15
Total	12

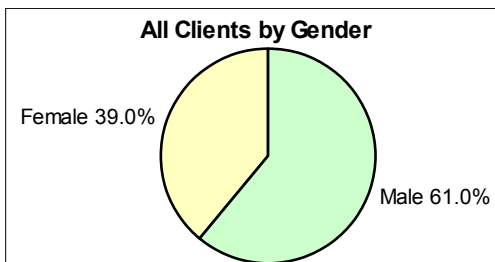
Mean Age by Division



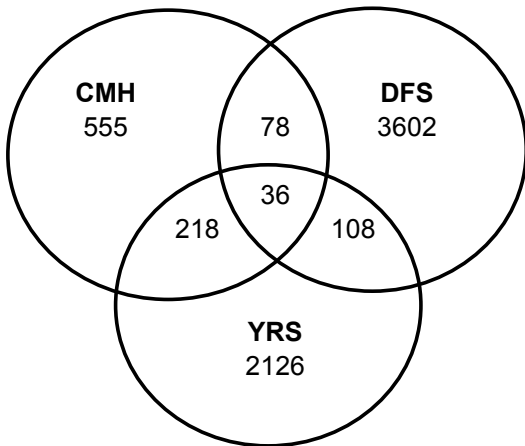
All Clients by Race		
	Frequency	Percent
AI	8	0.1
AS	19	0.2
BL	4087	51.8
CA	3753	47.6
OT	12	0.2
PA	7	0.1
UN	4	0.1
Total	7890	100.0



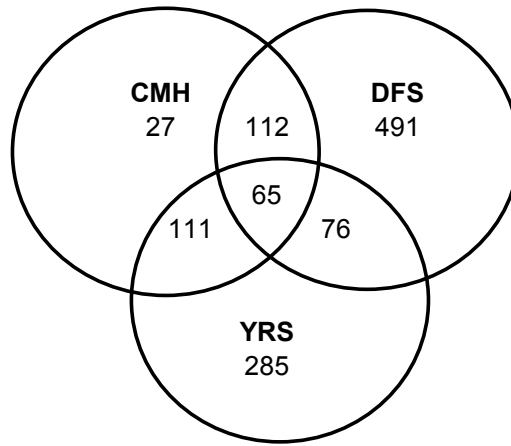
All Clients by Gender		
	Frequency	Percent
Female	3075	39.0
Male	4815	61.0
Total	7890	100.0



Client Location: At-Home



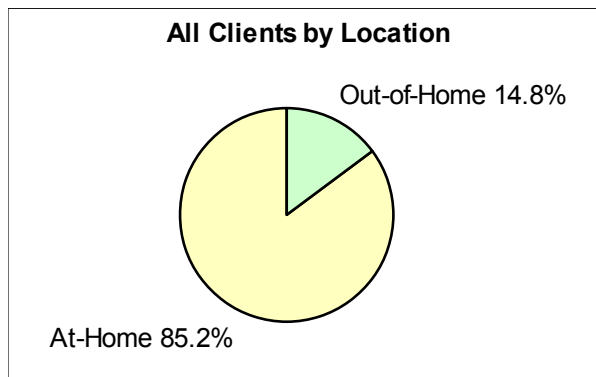
Client Location: Out-of-Home



Client Location by Division			
	At-Home	Out-of-Home	Total
CMH	555	27	582
DFS	3602	491	4093
YRS	2126	285	2411
CMH&DFS	78	112	190
CMH&YRS	218	111	329
DFS&YRS	108	76	184
CMH&DFS&YRS	36	65	101
Total	6723	1167	7890

Client Location by Division, %			
	At-Home	Out-of-Home	Total
CMH	95.4	4.6	100.0
DFS	88.0	12.0	100.0
YRS	88.2	11.8	100.0
CMH&DFS	41.1	58.9	100.0
CMH&YRS	66.3	33.7	100.0
DFS&YRS	58.7	41.3	100.0
CMH&DFS&YRS	35.6	64.4	100.0
Total	85.2	14.8	100.0

All Clients by Location		
	Frequency	Percent
At-Home	6723	85.2
Out-of-Home	1167	14.8
Total	7890	100.0



Venn Report: A Monthly Snapshot of DSCYF Client Enrollment

A snapshot is produced monthly representing client enrollment records open in FACTS on the last day of each month. Running the report is delayed one month to capture more complete client data. The analysis includes seven-celled Venn diagrams, charts, and tables to profile client distribution by

- division and multidivisional enrollment,
- client characteristics of age, gender, and race, and
- care location.

Client care location is defined as location of custodial care or residence of client. The "out-of-home" category is computed by using a table in FACTS that stores a summary of all past and current "out-of-home" care locations used for each client including, but not limited to, foster placement, group home, residential treatment, secure care, and hospitalization. If a client is currently in any such care setting, they are assigned to the "out-of-home" category. All other clients are assigned to the residual "at home" category.

Caution is advised in interpreting these data: client enrollment numbers do not represent all persons who were receiving DSCYF services on the target date. They do, however, represent an unduplicated number of persons recorded in FACTS identified as clients under age 21 years with open cases on the target date. The following summarizes criteria for including clients in the enrollment numbers:

- Persons in FACTS identified as clients with open cases,
- Participants in cases open in one or more division -- includes family members and alleged victims,
- Clients under 21 years, and
- Clients meeting all above criteria on the last day of the month.
- [Program Group SBS is excluded \(04/30/2003\)](#)

Clients who are not counted include:

- Interstate Compact Administration cases (administrative cases only on paper)
- Clients in OCM review cases (would create duplicate counts)
- Clients with uncoded age or gender (missing data)

Persons receiving services from DSCYF and not in FACTS include persons served by programs such as:

- K - 3
- Prevention
- Safe and Stable Families
- Early Intervention
- CAS Consultation