

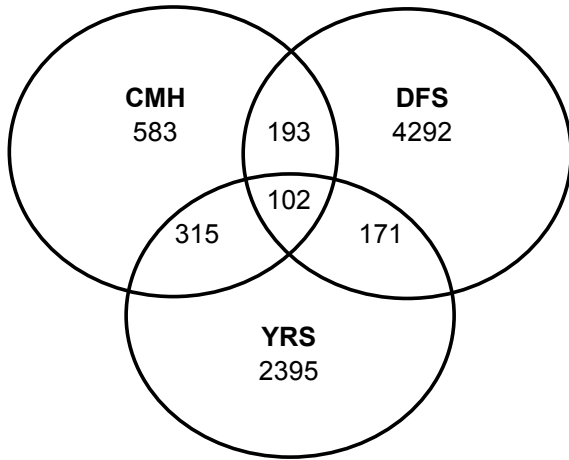
Venn Report

May 31, 2003 Snapshot



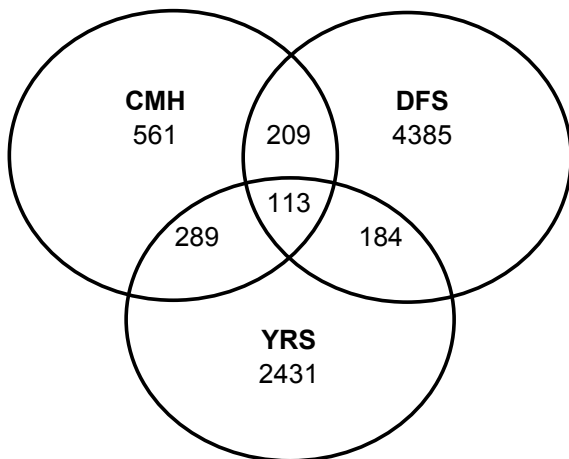
State

Departmental Client Distribution - May 31, 2003



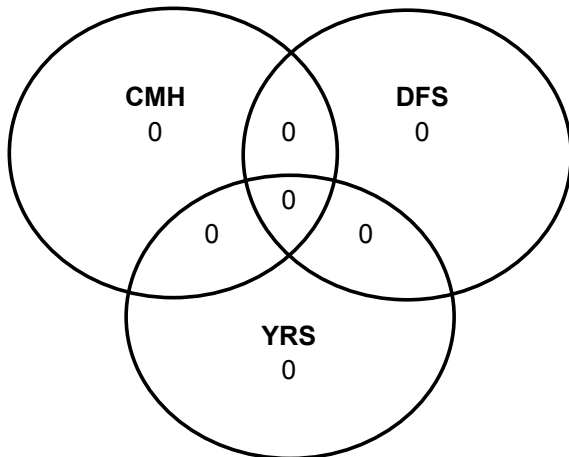
Client Distribution by Division		
	Frequency	Percent
CMH	583	7.2
DFS	4292	53.3
YRS	2395	29.7
CMH&DFS	193	2.4
CMH&YRS	315	3.9
DFS&YRS	171	2.1
CMH&DFS&YRS	102	1.3
Total	8051	100.0

Departmental Client Distribution - April 30, 2003



Client Distribution by Division		
	Frequency	Percent
CMH	561	6.9
DFS	4385	53.7
YRS	2431	29.7
CMH&DFS	209	2.6
CMH&YRS	289	3.5
DFS&YRS	184	2.3
CMH&DFS&YRS	113	1.4
Total	8172	100.0

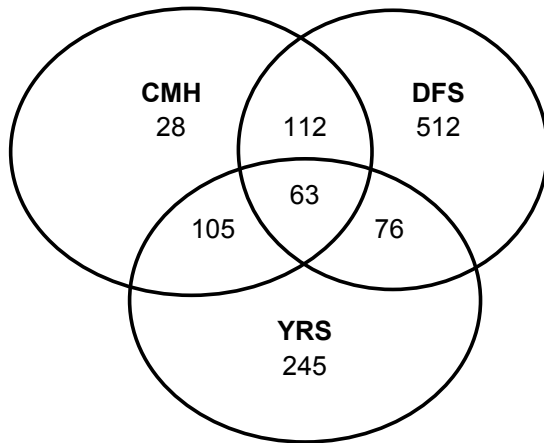
Departmental Client Distribution - May 31, 2002



Client Distribution by Division		
	Frequency	Percent
CMH	0	#DIV/0!
DFS	0	#DIV/0!
YRS	0	#DIV/0!
CMH&DFS	0	#DIV/0!
CMH&YRS	0	#DIV/0!
DFS&YRS	0	#DIV/0!
CMH&DFS&YRS	0	#DIV/0!
Total	0	#DIV/0!

Departmental Out of Home Client Distribution - May 31, 2003

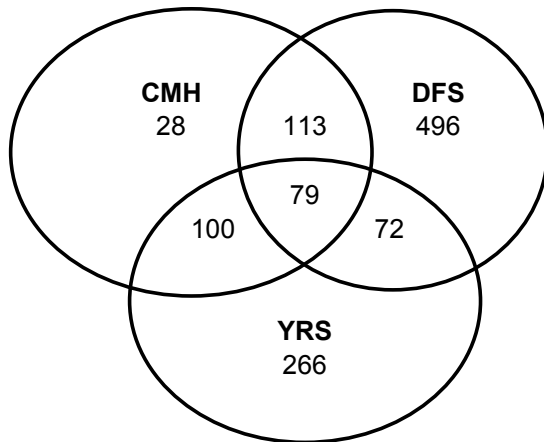
Client Location: Out-of-Home



	At-Home	Out-of-Home	Total
CMH	555	28	583
DFS	3780	512	4292
YRS	2150	245	2395
CMH&DFS	81	112	193
CMH&YRS	210	105	315
DFS&YRS	95	76	171
CMH&DFS&YRS	39	63	102
Total	6910	1141	8051

Departmental Out of Home Client Distribution - April 30, 2003

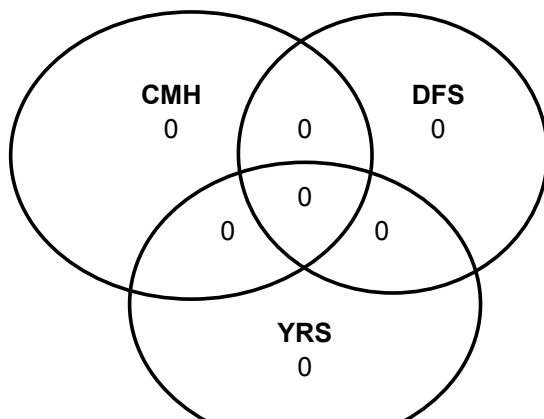
Client Location: Out-of-Home



	At-Home	Out-of-Home	Total
CMH	533	28	561
DFS	3889	496	4385
YRS	2165	266	2431
CMH&DFS	96	113	209
CMH&YRS	189	100	289
DFS&YRS	112	72	184
CMH&DFS&YRS	34	79	113
Total	7018	1154	8172

Departmental Out of Home Client Distribution - May 31, 2002

Client Location: Out-of-Home

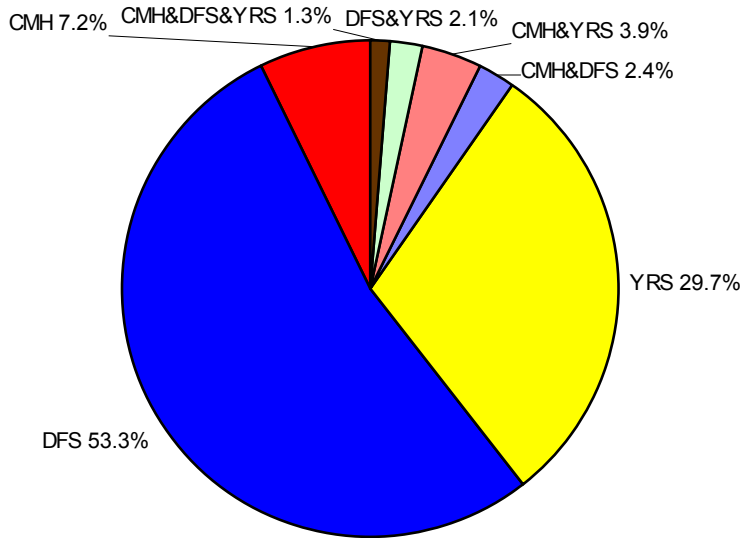


	At-Home	Out-of-Home	Total
CMH	0	0	0
DFS	0	0	0
YRS	0	0	0
CMH&DFS	0	0	0
CMH&YRS	0	0	0
DFS&YRS	0	0	0
CMH&DFS&YRS	0	0	0
Total	0	0	0

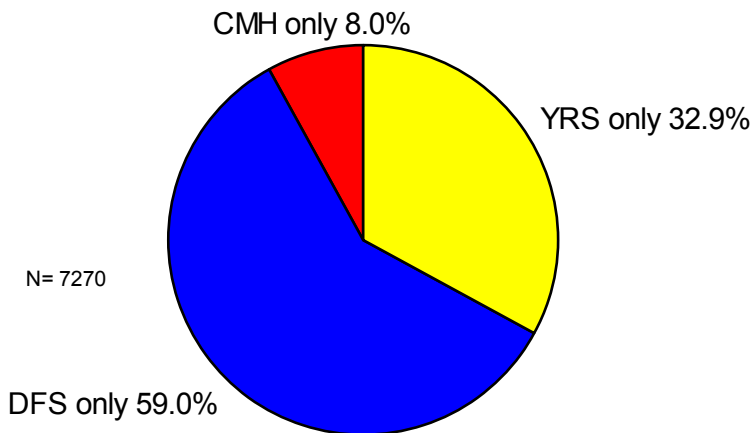
DSCYF Clients Ages 0 through 20 Years with Open Cases: May 31, 2003



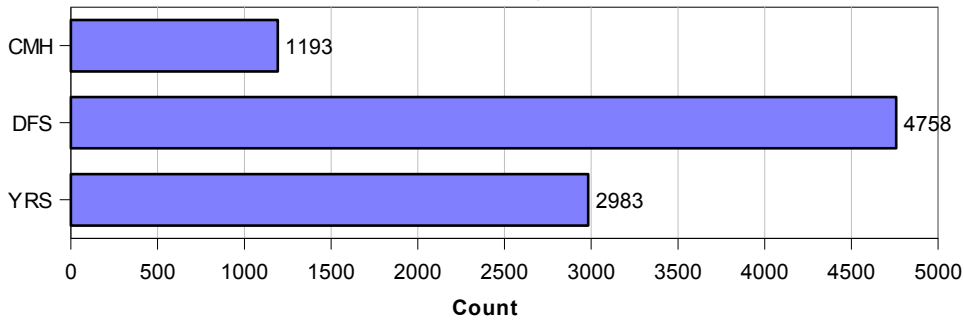
Where were clients enrolled on May 31, 2003?



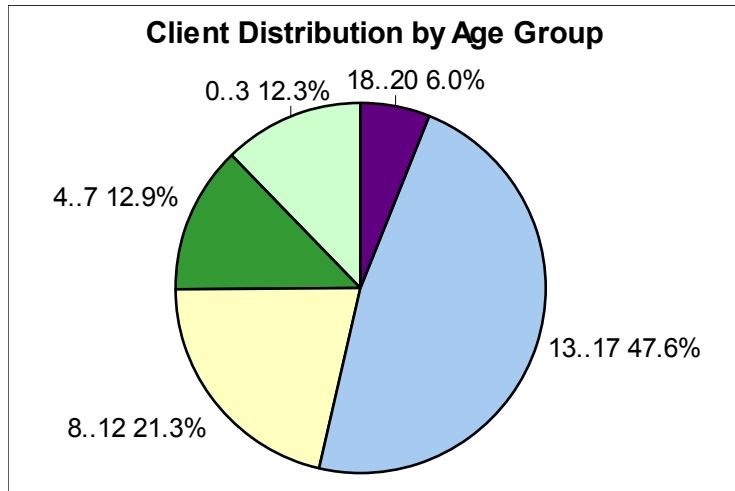
Clients Served By Only One Division



Clients Served by Division



All Clients by Age Group		
	Frequency	Percent
0..3	988	12.3
4..7	1035	12.9
8..12	1712	21.3
13..17	3829	47.6
18..20	487	6.0
Total	8051	100.0

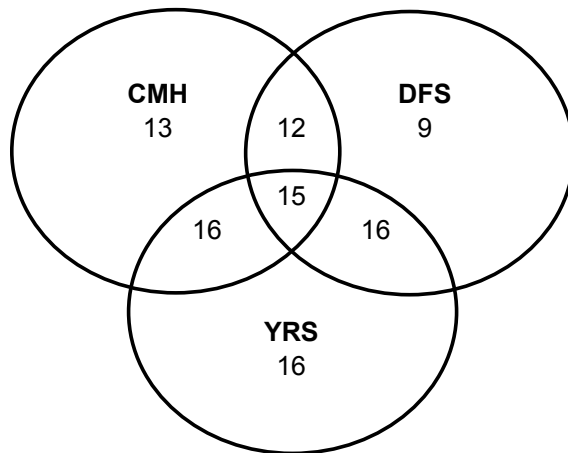


Mean Age by Location	
	Mean
At-Home	12
Out-of-Home	13
Total	12

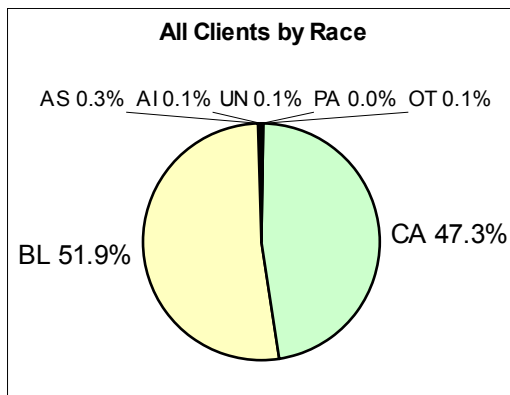
Mean Age by Gender	
	Mean
Female	11
Male	12
Total	12

Mean Age by Division	
	Mean
CMH	13
DFS	9
YRS	16
CMH&DFS	12
CMH&YRS	16
DFS&YRS	16
CMH&DFS&YRS	15
Total	12

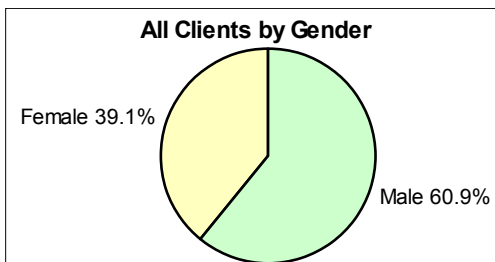
Mean Age by Division



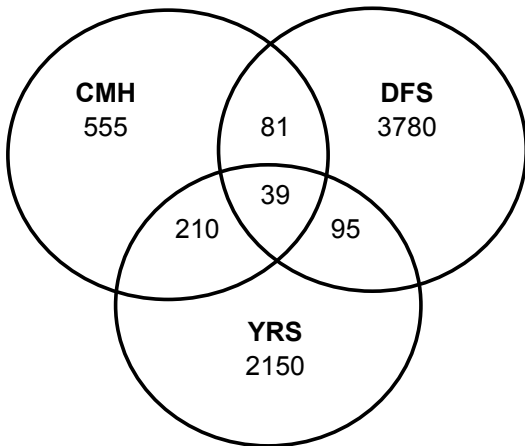
All Clients by Race		
	Frequency	Percent
AI	9	0.1
AS	28	0.3
BL	4182	51.9
CA	3811	47.3
OT	11	0.1
PA	4	0.0
UN	6	0.1
Total	8051	100.0



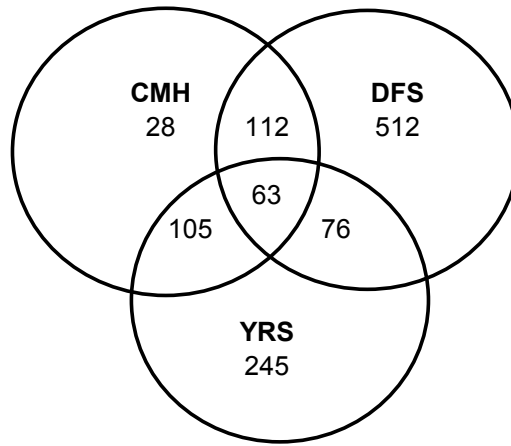
All Clients by Gender		
	Frequency	Percent
Female	3148	39.1
Male	4903	60.9
Total	8051	100.0



Client Location: At-Home



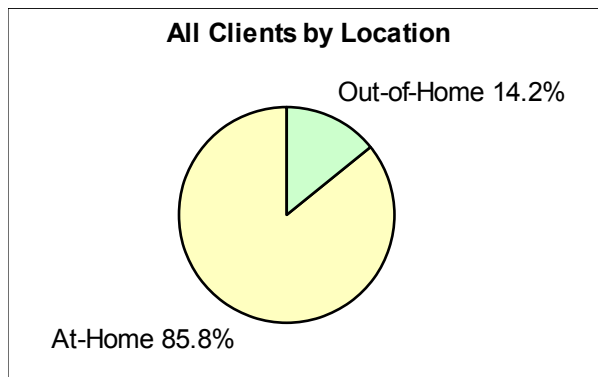
Client Location: Out-of-Home



Client Location by Division			
	At-Home	Out-of-Home	Total
CMH	555	28	583
DFS	3780	512	4292
YRS	2150	245	2395
CMH&DFS	81	112	193
CMH&YRS	210	105	315
DFS&YRS	95	76	171
CMH&DFS&YRS	39	63	102
Total	6910	1141	8051

Client Location by Division, %			
	At-Home	Out-of-Home	Total
CMH	95.2	4.8	100.0
DFS	88.1	11.9	100.0
YRS	89.8	10.2	100.0
CMH&DFS	42.0	58.0	100.0
CMH&YRS	66.7	33.3	100.0
DFS&YRS	55.6	44.4	100.0
CMH&DFS&YRS	38.2	61.8	100.0
Total	85.8	14.2	100.0

All Clients by Location		
	Frequency	Percent
At-Home	6910	85.8
Out-of-Home	1141	14.2
Total	8051	100.0



Venn Report: A Monthly Snapshot of DSCYF Client Enrollment

A snapshot is produced monthly representing client enrollment records open in FACTS on the last day of each month. Running the report is delayed one month to capture more complete client data. The analysis includes seven-celled Venn diagrams, charts, and tables to profile client distribution by

- division and multidivisional enrollment,
- client characteristics of age, gender, and race, and
- care location.

Client care location is defined as location of custodial care or residence of client. The "out-of-home" category is computed by using a table in FACTS that stores a summary of all past and current "out-of-home" care locations used for each client including, but not limited to, foster placement, group home, residential treatment, secure care, and hospitalization. If a client is currently in any such care setting, they are assigned to the "out-of-home" category. All other clients are assigned to the residual "at home" category.

Caution is advised in interpreting these data: client enrollment numbers do not represent all persons who were receiving DSCYF services on the target date. They do, however, represent an unduplicated number of persons recorded in FACTS identified as clients under age 21 years with open cases on the target date. The following summarizes criteria for including clients in the enrollment numbers:

- Persons in FACTS identified as clients with open cases,
- Participants in cases open in one or more division -- includes family members and alleged victims,
- Clients under 21 years, and
- Clients meeting all above criteria on the last day of the month.
- [Program Group SBS is excluded \(04/30/2007\)](#)

Clients who are not counted include:

- Interstate Compact Administration cases (administrative cases only on paper)
- Clients in OCM review cases (would create duplicate counts)
- Clients with uncoded age or gender (missing data)

Persons receiving services from DSCYF and not in FACTS include persons served by programs such as:

- K - 3
- Prevention
- Safe and Stable Families
- Early Intervention
- CAS Consultation