

# Venn Report

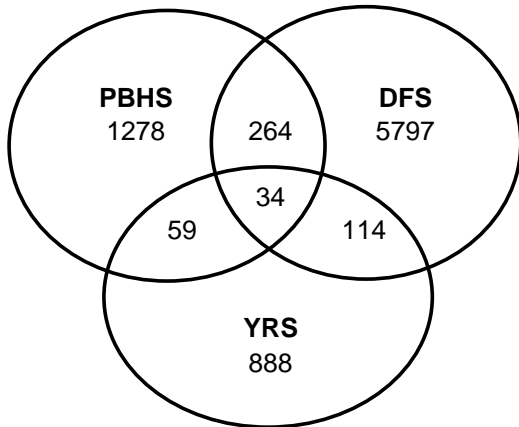
Mar 31, 2017 Snapshot



*State of Delaware*

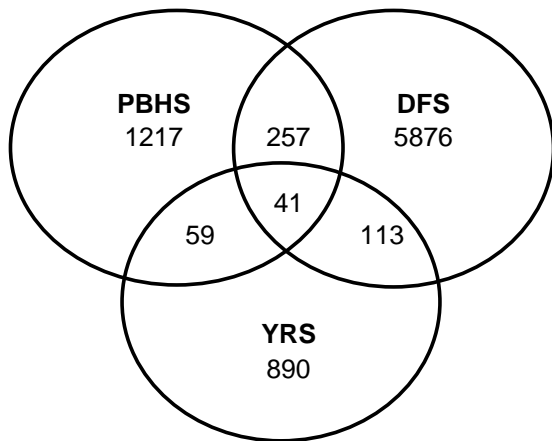
*The Department of Services for Children, Youth and Their Families*

**Departmental Client Distribution - March 31, 2017**



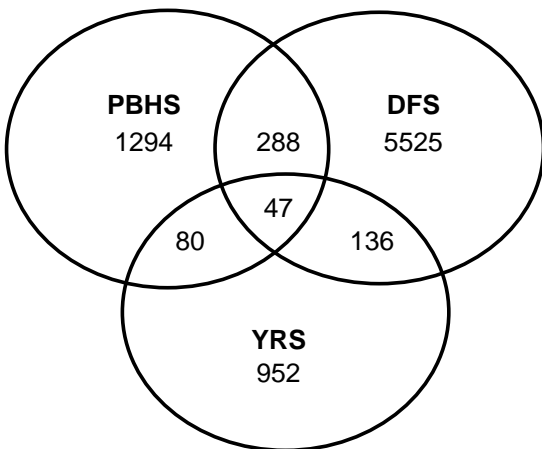
<b>Client Distribution by Division</b>		
	<u>Frequency</u>	<u>Percent</u>
PBHS	1278	15.2
DFS	5797	68.7
YRS	888	10.5
PBHS/DFS	264	3.1
PBHS/YRS	59	0.7
DFS/YRS	114	1.4
PBHS/DFS/YRS	34	0.4
<b>Total</b>	<b>8434</b>	<b>100.0</b>

**Departmental Client Distribution - February 28, 2017**



<b>Client Distribution by Division</b>		
	<u>Frequency</u>	<u>Percent</u>
PBHS	1217	14.4
DFS	5876	69.5
YRS	890	10.5
PBHS/DFS	257	3.0
PBHS/YRS	59	0.7
DFS/YRS	113	1.3
PBHS/DFS/YRS	41	0.5
<b>Total</b>	<b>8453</b>	<b>100.0</b>

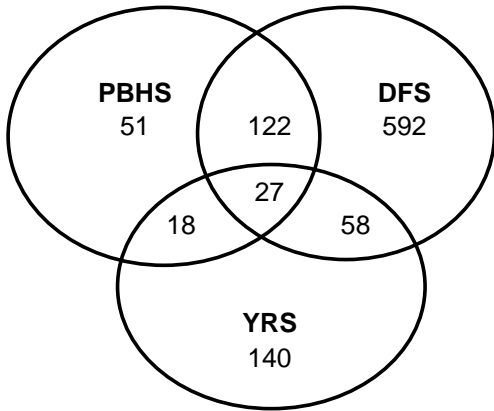
**Departmental Client Distribution - March 31, 2016**



<b>Client Distribution by Division</b>		
	<u>Frequency</u>	<u>Percent</u>
PBHS	1294	15.5
DFS	5525	66.4
YRS	952	11.4
PBHS/DFS	288	3.5
PBHS/YRS	80	1.0
DFS/YRS	136	1.6
PBHS/DFS/YRS	47	0.6
<b>Total</b>	<b>8322</b>	<b>100.0</b>

**Departmental Out of Home Client Distribution - March 31, 2017**

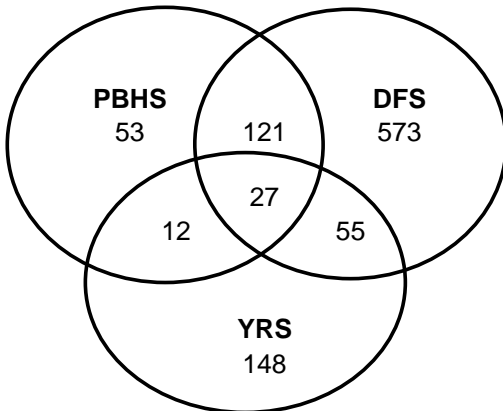
**Client Location: Out-of-Home**



	Client Location by Division		Total
	At-Home	Out-of-Home	
PBHS	1227	51	1278
DFS	5205	592	5797
YRS	748	140	888
PBHS/DFS	142	122	264
PBHS/YRS	41	18	59
DFS/YRS	56	58	114
PBHS/DFS/YRS	7	27	34
Total	7426	1008	8434

**Departmental Out of Home Client Distribution - February 28, 2017**

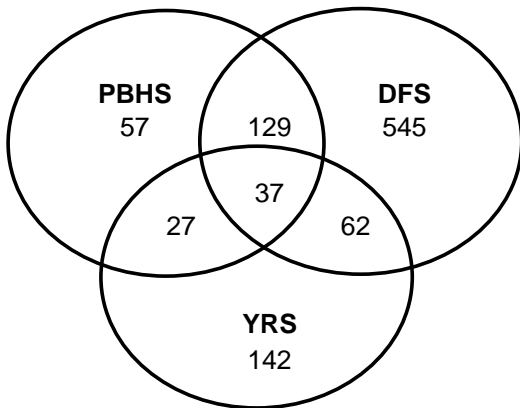
**Client Location: Out-of-Home**



	Client Location by Division		Total
	At-Home	Out-of-Home	
PBHS	1164	53	1217
DFS	5303	573	5876
YRS	742	148	890
PBHS/DFS	136	121	257
PBHS/YRS	47	12	59
DFS/YRS	58	55	113
PBHS/DFS/YRS	14	27	41
Total	7464	989	8453

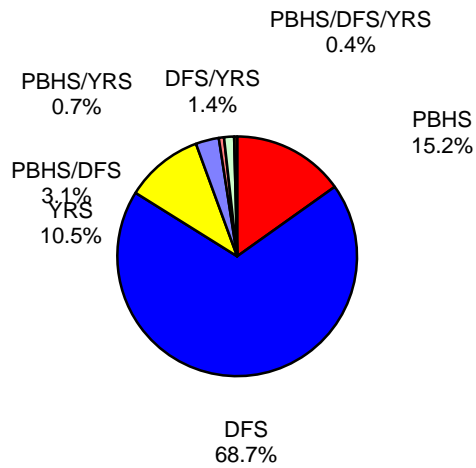
**Departmental Out of Home Client Distribution - March 31, 2016**

**Client Location: Out-of-Home**

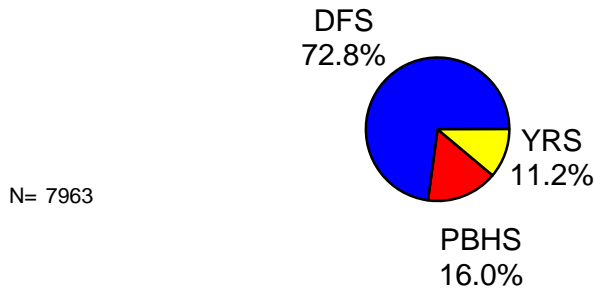


	Client Location by Division		Total
	At-Home	Out-of-Home	
PBHS	1237	57	1294
DFS	4980	545	5525
YRS	810	142	952
PBHS/DFS	159	129	288
PBHS/YRS	53	27	80
DFS/YRS	74	62	136
PBHS/DFS/YRS	10	37	47
Total	7323	999	8322

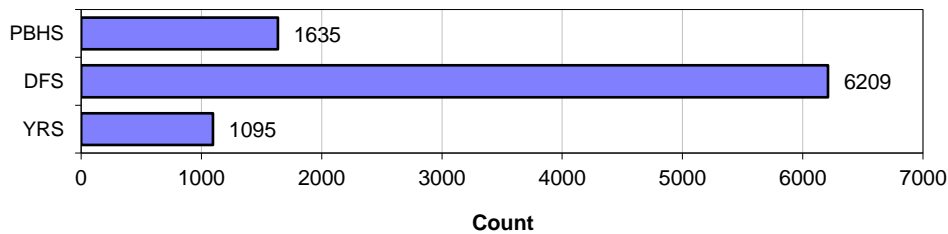
**Where were clients enrolled on Mar 31, 2017?**



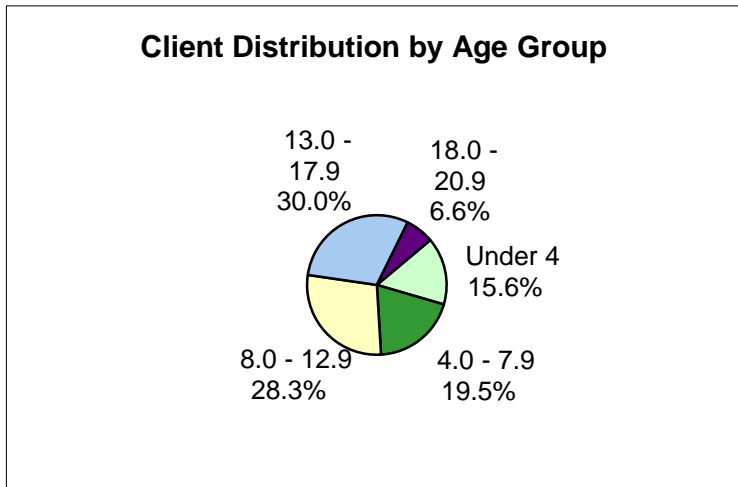
**Clients Served By Only One Division**



**Clients Served by Division**



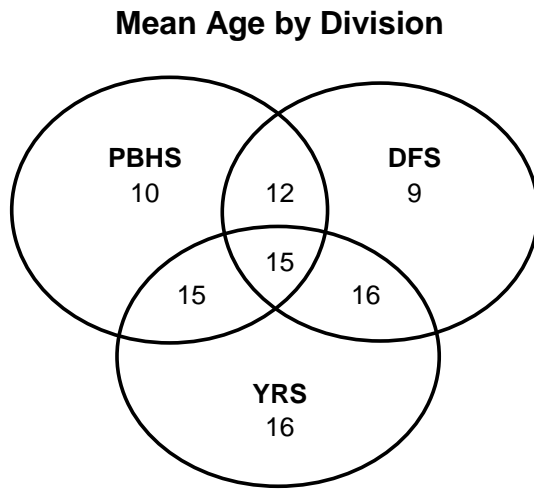
All Clients by Age Group		
	Frequency	Percent
Under 4	1317	15.6
4.0 - 7.9	1648	19.5
8.0 - 12.9	2383	28.3
13.0 - 17.9	2530	30.0
18.0 - 20.9	556	6.6
Total	8434	100.0



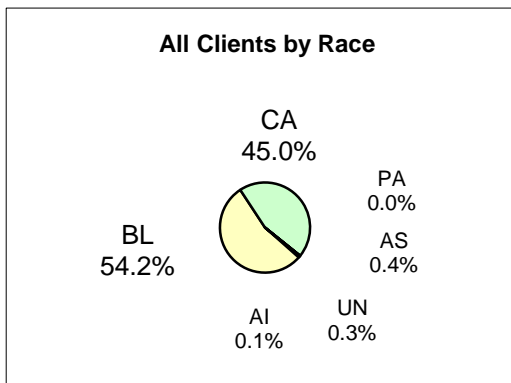
Mean Age by Location	
	Mean
At-Home	10
Out-of-Home	10
Total Avg	10

Mean Age by Gender	
	Mean
Female	9
Male	10
Total Avg	9.5

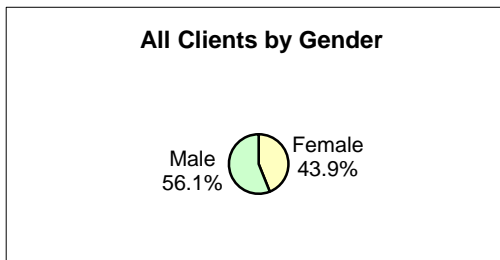
Mean Age by Division	
	Mean
PBHS	10
DFS	9
YRS	16
PBHS/DFS	12
PBHS/YRS	15
DFS/YRS	16
PBHS/DFS/YRS	15
Total Avg	13



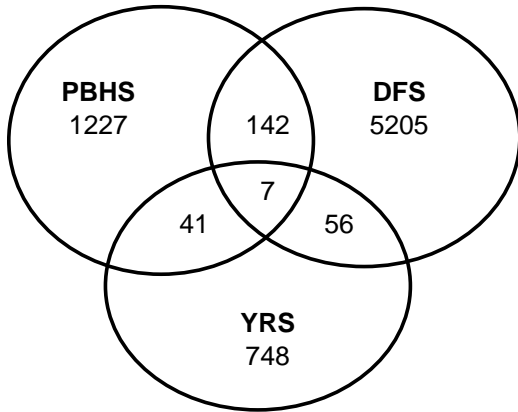
All Clients by Race		
	Frequency	Percent
AI	6	0.1
AS	31	0.4
BL	4572	54.2
CA	3796	45.0
PA	2	0.0
UN	27	0.3
Total	8434	100.0



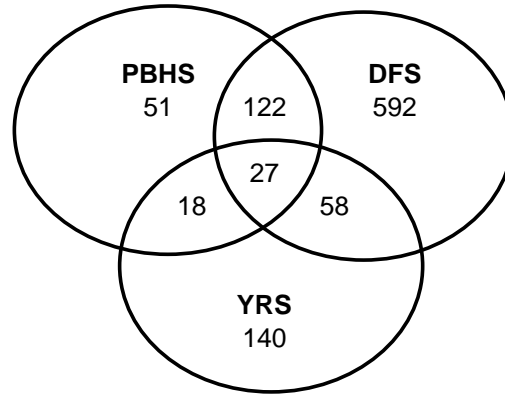
All Clients by Gender		
	Frequency	Percent
Female	3703	43.9
Male	4731	56.1
Total	8434	100.0



**Client Location: At-Home**



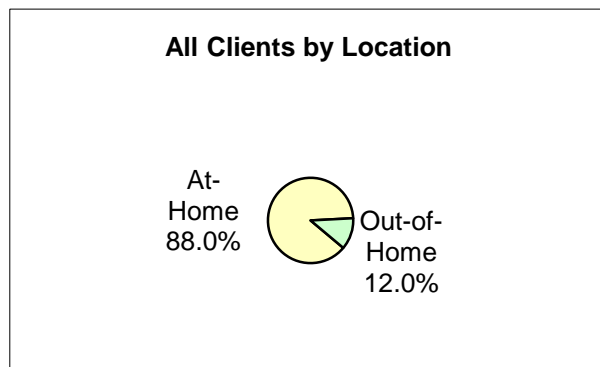
**Client Location: Out-of-Home**



Client Location by Division			
	At-Home	Out-of-Home	Total
PBHS	1227	51	1278
DFS	5205	592	5797
YRS	748	140	888
PBHS/DFS	142	122	264
PBHS/YRS	41	18	59
DFS/YRS	56	58	114
PBHS/DFS/YRS	7	27	34
Total	7426	1008	8434

Client Location by Division, %			
	At-Home	Out-of-Home	Total
PBHS	96.0	4.0	100.0
DFS	89.8	10.2	100.0
YRS	84.2	15.8	100.0
PBHS/DFS	53.8	46.2	100.0
PBHS/YRS	69.5	30.5	100.0
DFS/YRS	49.1	50.9	100.0
PBHS/DFS/YRS	20.6	79.4	100.0
Total	88.0	12.0	100.0

All Clients by Location		
	Frequency	Percent
At-Home	7426	88.0
Out-of-Home	1008	12.0
Total	8434	100.0



## **Venn Report: A Monthly Snapshot of DSCYF Client Enrollment**

A snapshot is produced monthly representing client enrollment records open in FACTS on the last day of each month. Running the report is delayed one month to capture more complete client data. The analysis includes seven-celled Venn diagrams, charts, and tables to profile client distribution by

- Division and multidivisional enrollment
- Client characteristics of age, gender, and race
- Care location

Client care location is defined as location of custodial care or residence of client. The "out-of-home" category is computed by using a table in FACTS that stores a summary of all past and current "out-of-home" care locations used for each client including, but not limited to, foster placement, group home, residential treatment, secure care, and hospitalization. If a client is currently in any such care setting, they are assigned to the "out-of-home" category. All other clients are assigned to the residual "at home" category.

Caution is advised in interpreting these data: client enrollment numbers do not represent all persons who were receiving DSCYF services on the target date. They do, however, represent an unduplicated number of persons recorded in FACTS identified as clients under age 21 years with open cases on the target date. The following summarizes criteria for including clients in the enrollment numbers:

- Persons in FACTS identified as clients with open cases
- Participants in cases open in one or more division -- includes family members and alleged victims
- Clients under 21 years
- Clients meeting all above criteria on the last day of the month

Persons who are not counted include:

- Clients open only in Interstate Compact Administration cases (administrative cases only on paper)
- Clients open only in OCM review cases (could create duplicate counts)
- Clients open only in SBS cases (excluded as 04/03/2003)
- Independent Living clients with cases left open for tracking purposes but not currently approved by the vendor to receive IL services and not open in any other case (correction made effective with the report for January 31, 2010)
- Approved Independent Living clients ages 21 and older
- Clients with uncoded age or gender (missing data)
- Clients 21 or older

Also not counted are persons receiving services from DSCYF but not in FACTS, including persons served by programs such as:

- Prevention
- Safe and Stable Families
- Early Intervention

Note: Effective with the January 31, 2010 report, a correction was made in the computation of the age groups used on page five.